

THE UNITED REPUBLIC OF TANZANIA



MINISTRY OF WATER



Dar es Salaam Water supply and Sanitation Authority

DAWASA Building, Dunga/Malaga Street, Mwananyamala Area

P. O. Box 1573, Dar es Salaam. TANZANIA.

Tel. +25522276006/15; Fax: +255222762480; E-mail: dawasaceo@dawasa.co.tz

Comprehensive Project Brief for the Proposed Fecal Sludge Treatment Plant to be constructed at Kizani Mtaa, Somangira Ward, Kigamboni District, Dar es Salaam Region

Submitted to:

National Environment Management Council,

Head Office, Kambarage Tower, 6th Floor, P. O. Box 2724, Dodoma.

Phone: +255 262960098, 0713608930,

Email Address: dg@nemc.or.tz

Website: www.nemc.or.tz

Lead Consultant:

Prof. Rubhera RAM Mato (PhD), CEng. (T), Reg. EIA Expert
P.O Box 35478, Dar es Salaam, Tanzania Mobile: +255754898592;
E-Mail: rubheramato@gmail.com

01st March 2024

ACKNOWLEDGEMENT

The Proponent (DAWASA) wishes to convey a heartfelt thanks and appreciation to all stakeholders who in one way or another supported the completion of this work. Thanks very much all of you. Special thanks to the Kigamboni District Officers for their prompt assistance during the fieldwork. Last but not least we thank the local community and wards leaderships in the project vicinity for their cooperation. A sincere appreciation for all experts and assistants who participated in data collection and preparation of this report.

TABLE OF CONTENTS

ACKNOWLEDGEMENT	I
ABBREVIATIONS	VII
THE STUDY TEAM	VIII
EXECUTIVE SUMMARY	IX
1.0 BACKGROUND AND JUSTIFICATION	17
1.1 NATURE OF THE PROJECT	18
2.0 PROJECT DESCRIPTION	19
2.1 PROJECT LOCATION	19
2.2 ACCESSIBILITY	21
2.3 SPECIFIC FEATURES	21
2.4 ADJACENT LAND USE	22
2.5 PROJECT ACTIVITIES	23
2.5.1 MOBILIZATION OR PRE-CONSTRUCTION PHASE	23
2.5.2 CONSTRUCTION PHASE	23
2.5.3 DEMOBILIZATION PHASE	23
2.5.4 OPERATION PHASE	24
2.5.5 DECOMMISSIONING PHASE	24
2.6 PROJECT DESIGN	24
2.6.1 DESIGN CRITERIA	24
2.6.2 TECHNOLOGY DESCRIPTION	24
2.6.2.1 Garbage screen	24
2.6.2.2 Balancing tank	25
2.6.2.3 Biogas digester	25
2.6.2.4 Anaerobic Baffled Reactor (ABR)	25
2.6.2.5 Planted Gravel filter	26
2.6.2.6 Sludge Drying Bed (SDB)	26
2.7 SLUDGE LOADING INTENSITY	26
2.8 PROPOSED PROCESSING STEPS	27
3.0 POLICIES, LEGISLATION AND INSTITUTIONAL ASPECT	29
3.1 RELEVANT POLICIES	29
3.1.1 National Environment Policy 2021	29
3.1.2 National Environmental Policy (NEP, 2021)	30
3.1.3 National Land Policy of 1997	31
3.1.4 Construction Industry Policy (2003)	31
3.1.5 National Health Policy (2003)	31
3.1.6 National Gender Policy of 2000	32
3.1.7 National Human Settlements Development Policy (2000)	32
3.2 PRINCIPAL LEGISLATIONS AND REGULATIONS	32
3.2.1 Environmental Management Act (2004)	33
3.2.2 The Environmental Management (Fees and Charges) Regulations, 2021	34
3.2.3 The Environmental Management (Control of hazardous Waste) regulations, 2021	34
3.2.4 The Environmental Management (Control of Noise and vibration) regulations, 2015	35
3.2.5 The Environmental Management (Prohibition of Plastic Carrier bags) regulations, 2019	35
3.2.6 The Environmental Management (Solid Waste Management) regulations, 2007	36
3.2.7 The Environmental Management (Water Quality) regulations, 2009	36

3.2.8	<i>The Environmental Management (Air Quality) regulations, 2009</i>	37
3.2.9	<i>The Environmental Management (Soil Quality) regulations, 2009</i>	37
3.2.10	<i>Occupational Health and Safety Act 2003</i>	38
3.2.11	<i>The Water Supply and Sanitation Act No. 12 of 2009</i>	38
3.12	<i>Engineers Registration Act and its Amendments 1997 and 2007</i>	38
3.2.13	<i>The Contractors Registration (Amendment) Act, 2008</i>	39
3.2.14	<i>The Architects and Quantity Surveyors Act (1997)</i>	39
3.2.15	<i>The Urban Planning Act (2007)</i>	39
3.2.16	<i>Public Health Act (2009)</i>	40
4.1	INTRODUCTION	42
4.2	PHYSICAL CHARACTERISTICS	42
4.2.1	<i>Climate</i>	42
4.2.2	Soils, Geology and Hydrogeology of the area	44
4.2.3	Topography	44
4.2.4	Air Quality and Noise Level	45
4.2.5	<i>Noise and Vibration</i>	45
4.2.6	<i>Water quality</i>	45
4.2.6.1	<i>WATER TABLE AND WATER QUALITY ANALYSIS</i>	45
4.3	BIOLOGICAL CHARACTERISTICS	45
4.3.1	Flora and Fauna	45
4.4	PROJECT REQUIREMENTS AND WASTE GENERATION	46
4.4.1	PROJECT REQUIREMENTS.....	46
4.4.1.1	<i>Construction materials and labour force</i>	46
4.4.1.2	<i>Labour force</i>	46
4.4.1.3	<i>Machinery and Equipment</i>	46
4.4.2	WASTES GENERATION	46
4.4.2.1	<i>Liquid waste management</i>	47
4.4.2.2	<i>Solid waste management</i>	47
5.0	STAKEHOLDER VIEW ON THE PROPOSED PROJECT	49
6.0	POTENTIAL IMPACTS	51
6.1	POSITIVE IMPACTS	51
6.1.1	<i>Improved living conditions and economic growth</i>	51
6.1.2	<i>Employment opportunities</i>	51
6.1.3	<i>Improved urban agriculture</i>	51
6.1.4	<i>Increased socio-cultural interaction</i>	51
6.1.5	<i>Increased Revenue to the nation through taxes, both direct and indirect</i>	52
6.1.6	<i>Biogas production potential</i>	52
6.1.7	<i>Minimized Forest products harvesting</i>	52
6.1.8	<i>Cost reduction for sewage management</i>	52
6.2	NEGATIVE IMPACTS.....	52
6.2.1	<i>Increased HIV/AIDS and other sexual related diseases:</i>	52
6.2.2	<i>Loss of biodiversity</i>	53
6.2.3	<i>Land degradation and increased erosion</i>	53
6.2.4	<i>Noise pollution</i>	54
6.2.5	<i>Air Pollution from dust emission</i>	54
6.2.6	<i>High Risk of Health associated with construction work</i>	54
6.2.7	<i>Waste generation during construction</i>	55
7.0	ACTION PLAN FOR PREVENTION AND MANAGEMENT OF ACCIDENTS DURING IMPLEMENTATION	
STAGE	55

Project Brief of the Proposed Fecal Sludge Treatment Plant at Kizani Mtaa

7.1	HEALTH AND SAFETY	55
7.2	SECURITY	56
7.3	MONITORING, MAINTENANCE AND REPAIR	56
7.4	PROJECT ALTERNATIVES	56
8.0	ENVIRONMENTAL AND SOCIAL MANAGEMENT PLAN	57
8.1	ENVIRONMENTAL AND SOCIAL MANAGEMENT PLAN	57
9.0	MONITORING PLAN	67
9.1	ENVIRONMENTAL MONITORING	67
10.0	PROJECT BUDGET	71
11.0	CONCLUSION	71
	APPENDIX I: LIST OF STAKEHOLDERS CONSULTED	72
	APPENDIX II. LAND OWNERSHIP LETTER	76
	APPENDIX III: MINUTES OF MEETINGS WITH LOCALS	78
	APPENDIX IV: SCREENING DECISION FROM NEMC.....	81
	APPENDIX V: MEMORANDUM OF UNDERSTANDING BETWEEN DAWASA AND DAR ES SALAAM MUNICIPAL COUNCILS	84
	APPENDIX VI: FAECAL SLUDGE AND SEPTAGE LABORATORY ANALYSIS RESULTS	85
	APPENDIX VII: APPROVED ARCHITECTURAL DRAWINGS	86
	APPENDIX VIII: APPROVED SOURCE OF CONSTRUCTION MATERIALS	87
	APPENDIX IX: NON-TECHNICAL SUMMARY	88

LIST OF FIGURES

Figure 1: A Map of Dar es salaam region showing the project Ward and District 20
Figure 2: An Extract Google view to show the Location of the project area 21
Figure 3: Some of the natural vegetation species at the site 22
Figure 4: The Farming activities around the project site 22
Figure 5: The Fecal Sludge Treatment Facility cross-section diagram 28
Figure 6: Stakeholder’s consultation meeting at Kigamboni District office and
Kizani Mtaa Office 49

LIST OF TABLES

Table 1: The coordinates of the project area 19

Table 2: Stakeholders issues and concerns 50

Table 3: Management of construction and operation wastes 47





Table 4: Environmental and Social Management Plan for the Proposed
Construction of Feacal Sludge Treatment Plant at Kizani area, Somangira ward,
Kigamboni Municipal..... 59

Table 5: Monitoring Plan for the Proposed Construction of Feacal Sludge
Treatment Plant at Ngobediarea, Somangira ward, Kigamboni Municipal 68

ABBREVIATIONS

AAQ	Ambient Air Quality
AIDS	Acquired Immuno-Deficiency Syndrome
DAWASA	Dar es Salaam Water and Sanitation Authority
EIA	Environmental Impact Assessment
EMP	Environmental Management Plan
ESIA	Environmental and Social Impact Assessment
ESMP	Environmental and Social Monitoring Plan
FSTP	Faecal Sludge Treatment Plant
GoT	Government of Tanzania
HIV	Human Infection Virus
IDA	International Development Association
LGA	Local Government Authority
NEMC	National Environment Management Council
NEP	National Environment Policy
OGSP	Off-Grid Sanitation Project
PPE	Personal Protective Equipment
PVC	Polyvinyl Chloride
RAP	Resettlement Action Plan
SSS	Simplified Sewerage System
STDS	Sexual Transmitted Diseases
TANESCO	Tanzania National Electric Supply Company
WSP	Wastewater Stabilization Ponds

THE STUDY TEAM

NAME	POSITION	NEMC Reg. No.	SIGNATURE
Prof. Rubhera RAM Mato	Environmental and ESIA Team Leader	Registered NEMC/EIA/0092	
Mr. Robert Kishiki	Sociologist	Not Registered	
Mr. Emmanuel Rajab	Environmental Engineer	Registered EC/EE- EIA/2021/0015	
Mr. Melkizedeck Stephano	Environmentalist	Not Registered	

EXECUTIVE SUMMARY

Comprehensive Project Brief for the Proposed Fecal Sludge Treatment Plant to be constructed at Kizani Mtaa, Somangira ward, Kigamboni District, Dar es Salaam Region

Proponent: DAWASA

Proponent's Contact: DAWASA House, **Dunga/Malanga**

Street/Mwananyamala

P.O Box 1573 DSM

Tel: +255222760006/15

Fax: +255222762480

Email Address: info@dawasa.go.tz

EIA Expert: Prof. Rubhera RAM Mato

(PhD), CEng. (T), Reg. EIA Expert

Mobile: +255754898592

E-Mail: rubheramato@gmail.com

INTRODUCTION

The Government of the United Republic of Tanzania (GoT) through the Dar es Salaam Water and Sewerage Authority (DAWASA) under the Ministry of Water intends to implement an Off-Grid Sanitation Project (OGSP) in Dar es Salaam City to serve peri-urban areas not connected to the central sewerage system. DAWASA has received financing from the International Development Association (IDA) in the form of a credit to implement the project. Prior to implementing the project, the law in Tanzania requires an Environmental Impact Assessment to be conducted and approved by relevant authority. In order to comply with the law in Tanzania, the DAWASA intends to apply a portion of the proceeds of the credit to eligible payments for consulting services for Preparation of Environmental and Social Impact Assessment (ESIA) and Resettlement Action Plan (RAP) Report for construction of off grid sanitation projects.

Dar es Salaam is the largest and most important commercial and industrial centre in Tanzania. According to the Tanzania National Census of August 2022, the City of Dar es Salaam has a population of 5,383,728 (sense.nbs.go.tz, accessed December 24, 2022). About 10% of the population is served by sewers and the rest almost depend on on-site sanitation systems. The sewer coverage is only limited to the area within city centre with a total length of 67.8km and the system is based on a separate system and discharge their effluent into oxidation ponds, and into the sea through sea outfall of about 1.03km long. The onsite sanitation systems result into Faecal sludge of which handling and management throughout the sanitation chain (from domestic containment, transportation as well as disposal and treatment) is currently hygienically inadequate thus posing environmental and public health risks. The Off-Grid project is intended to address these challenges. The Off-Grid project is divided into several subprojects which will be implemented in the five municipalities of Dar es Salaam City. One of these is the Construction of Faecal sludge treatment plant at Kizani in Somangira ward, Kigamboni District.

The ESIA study was conducted in accordance with Regulation 6(1) of Environmental Management (Environmental Impact Assessment and Audit) (Amendment) Regulations, 2018. These Regulations provide legal procedures for implementing the requirements of the Environmental Management Act Cap.191 of 2004. The Regulations give mandate to NEMC to oversee the EIA process, which culminates with an award of the EIA Certificate by the Ministry responsible for Environment.

In accordance with the EIA Regulations, NEMC is mandated to screen projects and make decisions of level of EIA required as well as evaluating the adequacy of respective environmental statements. Considering the nature and size of the proposed “Faecal Sludge Project in Kigamboni District”, the project falls under Category “B2” (Non-Mandatory) in accordance with Reg.4 (1)(c) and First Schedule of the amended 2018 Regulations. The regulations require developers to prepare and submit to the National Management Council (NEMC) filled EIA

registration forms and “Project Briefs” for all B2 projects. The preparation and content of the “Project Briefs” is provided under Regulation 6(1) of Environmental Impact Assessment and Audit Regulations, 2005. The same has been followed in preparing this “Project Brief”. The project brief was conducted in July-August 2020.

This project brief for the Proposed Construction of Faecal Sludge Treatment Plant in Kigamboni District is being submitted to NEMC together with EIA Registration Forms for EIA Certificate decision.

PROJECT DESCRIPTION

The project site is located at Somangira ward, Kigamboni Municipal within Dar es Salaam Region. The site is 48.7 Kilometers and 41.3 Kilometers from Dar Es Salaam city centre via Kilwa road and Julius K. Nyerere road respectively. The proposed project site is not within the sensitive ecosystem or protected area and far from public utilities.

The project area is accessible via Julius K. Nyerere road as follows, starting from Samora Avenue 2 Kilometers; at the roundabout take the 4th exit onto Railway St. 0.2 Kilometers then turn right onto Gerezani St. 2.1 Kilometers then turn left onto Julius K. Nyerere road up to Somangira junction 20 Kilometers. Then onto Somangira junction up to Somangira Bus stop 13 Kilometers then remains about 5 Kilometers to the project site via rough road.

The proposed project site is characterized with both natural and artificial vegetation. There are short and tall grasses and some artificial trees (Palm trees) and Mango trees around the site area. The project site is located adjacent to the marches within which a river drains to Indian Ocean. Generally, the project site is rich in nutrients because some farming activities were observed to be conducted. The project is about 0.3km from the newly built ward office and play ground.

POLICIES, LEGISLATION AND INSTITUTIONAL ARRANGEMENTS

Sector policies that were reviewed when executing the proposed development are;

- National Environment Policy 2021
- National Land Policy of 1997
- Construction Industry Policy (2003)
- National Health Policy (2003)
- National Gender Policy of 2000
- National Human Settlements Development Policy (2000)

Principal Acts, regulations and guidance that support and provide guidelines to implement the intended project are;

- Environmental Management Act (2004)
- The Environmental Management (Fees and Charges) Regulations, 2021
- The Environmental Management (Control of hazardous Waste) regulations, 2021
- The Environmental Management (Control of Noise and vibration) regulations, 2015
- The Environmental Management (Prohibition of Plastic Carrier bags) regulations, 2019
- The Environmental Management (Solid Waste Management) regulations, 2007
- The Environmental Management (Water Quality) regulations, 2009
- The Environmental Management (Air Quality) regulations, 2009
- The Environmental Management (Soil Quality) regulations, 2009
- Occupational Health and Safety Act 2003
- The Water Supply and Sanitation Act No. 12 of 2009
- Engineers Registration Act and its Amendments 1997 and 2007
- The Contractors Registration (Amendment) Act, 2008

- The Architects and Quantity Surveyors Act (1997)
- The Urban World Bank guidelines for Environmental Management and Planning Act (2007)
- Public Health Act (2009)

STAKEHOLDERS ISSUES AND CONCERNS

Different stakeholders were consulted. Among the issues that arise during consultation at the Kigamboni District and community at Kizani Mtaa are:

Facilities to be developed

- Proper awareness to people on best ways to dispose pads and other waste in order to avoid system blockage
- The proposed facilities should be well protected

Awareness to the community

- Awareness to the people on the system operation, since it is a new technology
- Awareness to the community to avoid riots in the future
- Educate the community to avoid the use of detrimental disinfectants to the system so as to avoid system failure and contaminated manures.

PROJECT REQUIREMENTS AND WASTE GENERATION

Project requirements

The main materials for Faecal Sludge Treatment Plant include cement, aggregates (stones), water, steel, sand, timbers, blocks, uPVC pipes, IPS Pipes and gravels. All materials are available in the local sources in Tanzania. The estimated quantities of the materials to be included in the BoQ.

The proposed project development will employ various standard construction equipment and machinery. Equipment expected to be used during the construction works are Excavators, Tippers, Concrete Mixers, poker vibrators, Wheel barrow, Compactor, etc. All equipment and machineries for construction works needed by

the proposed project will be determined when the bill of quantities (BoQ) and selection of Contractor is finalized. These equipments shall be temporary and shall be demobilized once project is completed.

Wastes generation

The major wastes generation associated with the project are spoil soils resulting from earthworks during the foundation excavations, solid wastes and liquid waste. The spoil soil shall be stock piled around the public toilet for further use in landscaping the site at the end of the project.

A total of 120m³ per day of liquid waste is estimated to be received at the receiving chamber of the proposed facility during the maximum operation phase. On the other hand, about 0.5-1 tons per month of domestic refuse and other solid wastes is estimated to be generated and trapped at the garbage screen during the project construction and operation phase respectively. A well-established solid waste collection system will be instituted. The system will involve among other things wastes segregation at source, recycling or reuse of some wastes and final disposal to the approved dumpsite / landfill.

POTENTIAL IMPACTS

The following impacts were identified to be likely to occur during mobilization phase:

- Employment opportunities
- Improved urban agriculture
- Increased socio-cultural interaction

The following impacts were identified to be likely to occur during the construction phase;

- Increased HIV/AIDS and other sexual related diseases
- Loss of biodiversity
- Land degradation and increased pollution

- Noise pollution
- Air pollution from dust emission
- High risk of Health associated with construction work
- Waste generation during construction

The following impacts were identified to be likely to occur during the operational phase;

- Improved social-economic livelihood and dignity within the beneficiary society
- Increased Revenue to the nation through taxes, both direct and indirect
- Cost reduction for sewage management
- Biogas production potential
- Minimized forest harvesting
- Sewer leakage/overflow
- Improved urban agriculture

MITIGATION MEASURES AND ENVIRONMENTAL AND SOCIAL MANAGEMENT PLAN (ESMP)

The options to minimize or prevent the identified adverse social and environmental impacts as well as a monitoring plan have been suggested in this report and are contained in the ESMP. Many of them are based on good engineering practices and the timely responsiveness of the responsible institution. The ESMP describes the implementation schedule of the proposed mitigation measures as well as planning for long-term monitoring activities. It defines the roles and responsibilities of different actors of the plan. The Approach environmental and social costs amount to Tshs 68,000,000.00. The estimated annual costs for carrying out the proposed environmental and social monitoring program amounts to TSH 28,000,000.00.

DECOMMISSIONING PLAN

The decommissioning is not anticipated in the foreseeable future. However, if this will happen, may entail change of use (functional changes) or demolition triggered by change of land use. In view of this, specific mitigation measures pertaining to environmental impacts of decommissioning works cannot be proposed at the moment with a reasonable degree of certainty.

CONCLUSION

The proposed project is of greater profit to the community and the country at large as it promotes and improve sanitation in the streets. When there is good and improved sanitation, then the outbreak of diseases like diarrhoea and associated stomach and waterborne diseases are also reduced and prevented hence improved public health.

The impacts identified are preventable and of less negativity to the community, therefore the developer can be provided with the environmental clearance certifacte in order to commence the implimentation of the project.

It is, therefore, concluded that implementation of the proposed construction of the Faecal sludge treatment plant at Kizani Mtaa will entail no detrimental impacts provided that the recommended mitigation measures are adequately and timely put in place. The identified adverse impacts shall be managed through the proposed mitigation measures and implementation regime laid down in this EIS. DAWASA is committed to implementing all the recommendations given in the EIS and further carrying out the environmental auditing and monitoring schedules.

Comprehensive Project Brief for the Proposed Fecal Sludge Treatment Plant to be constructed at Kizani Mtaa, Somangira ward, Kigamboni District, Dar es Salaam Region

1.0 BACKGROUND AND JUSTIFICATION

The Government of the United Republic of Tanzania (GoT) through the Dar es Salaam Water and Sewerage Authority (DAWASA) under the Ministry of Water intends to implement an Off-Grid Sanitation Project (OGSP) in Dar es Salaam City to serve peri-urban areas not connected to the central sewerage system. DAWASA has received financing from the International Development Association (IDA) in the form of a credit to implement the project. Prior to implementing the project, the law in Tanzania requires an Environmental Impact Assessment to be conducted and approved by relevant authority. In order to comply with the law in Tanzania, the DAWASA intends to apply a portion of the proceeds of the credit to eligible payments for consulting services for Preparation of Environmental and Social Impact Assessment (ESIA) and Resettlement Action Plan (RAP) Report for construction of off grid sanitation projects.

Dar es Salaam is the largest and most important commercial and industrial centre in Tanzania. The city has an estimated population of about 5.0 million and is projected to double at the end of the project horizon of 25 years (*National Census 2022*). About 10% of the population is served by sewers and the rest almost depend on on-site sanitation systems. The sewer coverage is only limited to the area within city centre with a total length of 67.8km and the system is based on a separate system and discharge their effluent into oxidation ponds, and into the sea through sea outfall of about 1.03km long. The onsite sanitation systems result into Faecal sludge of which handling and management throughout the sanitation chain (from domestic containment, transportation as well as disposal and treatment) is currently hygienically inadequate thus posing environmental and public health risks. The Off Grid project is intended to address these challenges. The Off Grid project is divided into several subprojects which will be implemented in the five municipalities of Dar es

Salaam City. One of these is the Construction of Faecal sludge treatment plant at Kizani in Somangira ward, Kigamboni District.

The ESIA study was conducted in accordance with the Environmental Management (Environmental Impact Assessment and Audit) (Amendment) Regulations, 2018 along with the Environmental Impact Assessment and Audit Regulations of 2005. These Regulations provide legal procedures for implementing the requirements of the Environmental Management Act Cap.191 of 2004. The Regulations give mandate to NEMC to oversee the EIA process, which culminates with an award of the EIA Certificate by the Ministry responsible for Environment.

In accordance with the EIA Regulations, NEMC is mandated to screen projects and make decisions of level of EIA required as well as evaluating the adequacy of respective environmental statements. Considering the nature and size of the proposed “Faecal Sludge Project in Kigamboni District”, the project falls under Category “B2” (Non-Mandatory) in accordance with Reg.4(1)(c) and First Schedule of the amended 2018 Regulations. The regulations require developers to prepare and submit to the National Management Council (NEMC) filled EIA registration forms and “Project Briefs” for all B2 projects. The preparation and content of the “Project Briefs” is provided under Regulation 6(1) of Environmental Impact Assessment and Audit Regulations, 2005. The same has been followed in preparing this “Project Brief”. The project brief was conducted in July-August 2020.

This project brief for the Proposed Construction of Faecal Sludge Treatment Plant in Kigamboni District is being submitted to NEMC together with EIA Registration Forms for EIA Certificate decision.

1.1 NATURE OF THE PROJECT

The proposed project concerns construction of an engineered Faecal sludge treatment facility for public use at Ngobedi, Somangira ward, Kigamboni District. The nature of the project enhances environmental protection through proper handling and disposal of domestic sewage. According to First Schedule of the EIA and Audit Regulations (Amended) of 2018, the nature of the project is small and entails no significant impacts. The project can be categorised as Type B2, which according to the regulations are “small-scale activities and enterprises that require registration but shall not require Environmental Impact Assessment. Further, the projects shall not require screening and scoping, rather, the Project Brief shall be examined and issued with an Environmental Impact Assessment Certificate”.

2.0 PROJECT DESCRIPTION

2.1 Project Location

The project site is located at Somangira ward, Kigamboni Municipal within Dar es Salaam Region. The project site is geographically located at 37S UTM zone with coordinates in Table 1. The site is 48.7 Kilometers and 41.3 Kilometers from Dar Es Salaam city centre via Kilwa road and Julius K. Nyerere road respectively. (Refer Figure 1, and Figure 2). The proposed project site is not within the sensitive ecosystem or protected area and far from public utilities.

Table 1: The coordinates of the project area

S/No.	Coordinates	
	Easting	Northing
1.	542717	9241398

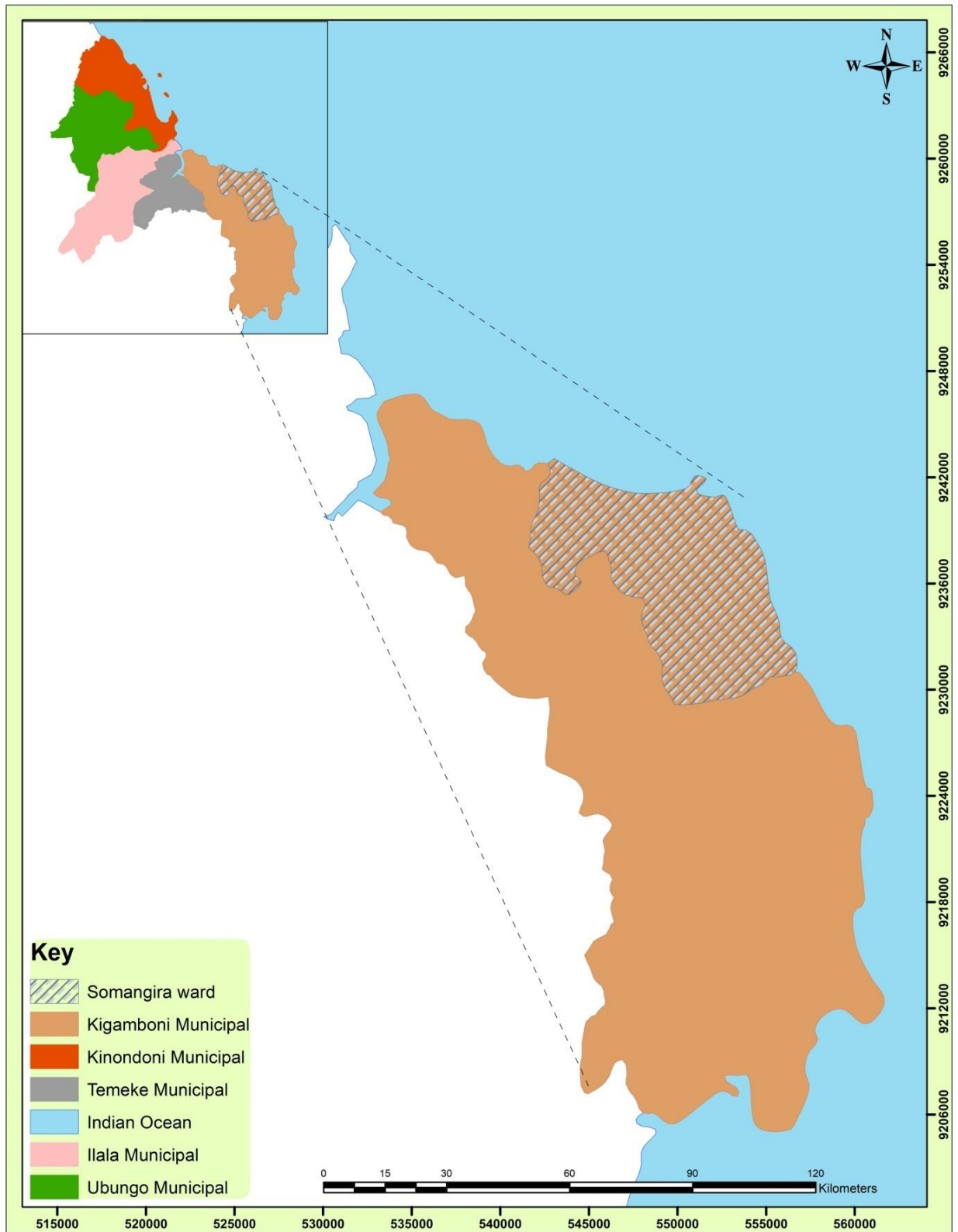


Figure 1: A Map of Dar es salaam region showing the project Ward and District

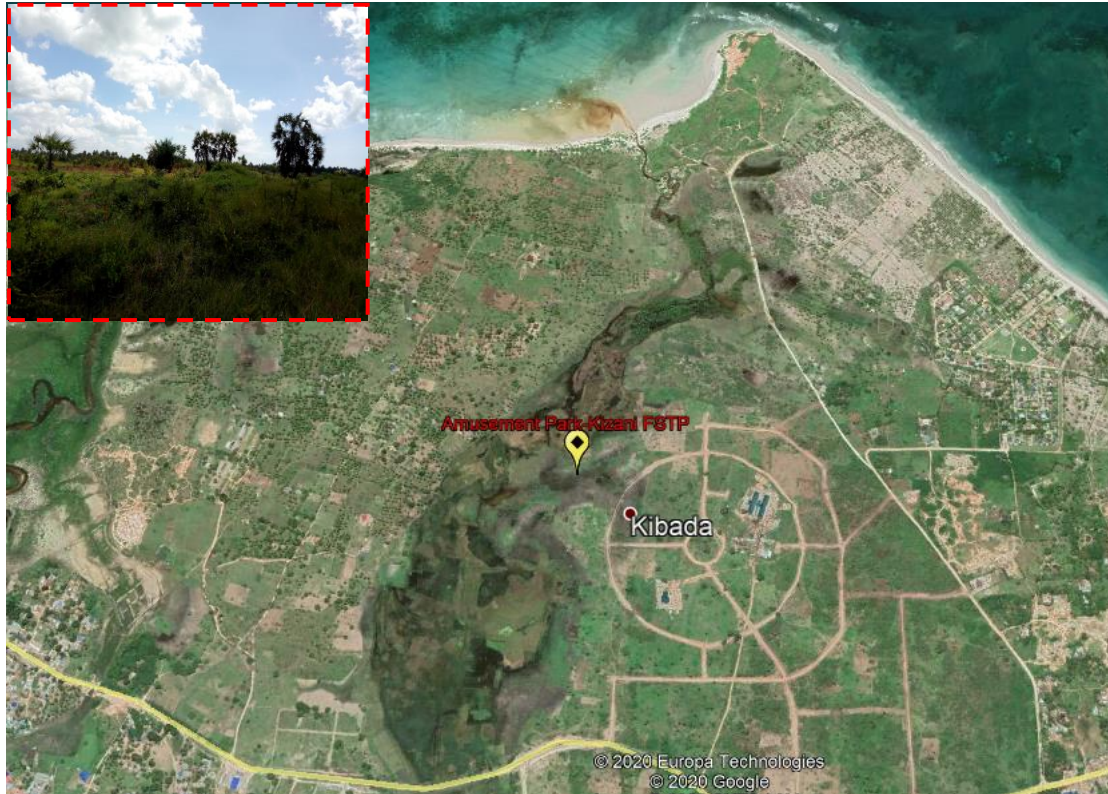


Figure 2: An Extract Google view to show the Location of the project area

2.2 Accessibility

The project area is accessible through Kigamboni-Kongowe/Somangira road, about 15 km from Kigamboni Ferry and approximately 1.35 km from the road. It is in the right-left side location for Kigamboni to Somangira direction.

2.3 Specific Features

The proposed project site is characterized by both natural and artificial vegetation. There are tall grasses, shrubs with climbers, and some artificial trees (Palm trees) around the site area (Figure 3). The project site is located adjacent to the marches within which a river drains to the Indian Ocean. Generally, the project site is rich in nutrients because some farming activities were observed to be conducted.



Figure 3: Some of the natural vegetation species at the site

2.4 Adjacent Land Use

The nutritious nature of the Marshes and water logging phenomenon adjacent to the site where the aforesaid project is located has dictated the farming activities being conducted. The main crops being cultivated in these farms are maize, cassava, yams and vegetables, figure 4. The proposed project site is located at Kizani Mtaa, the area is about 100m to the nearby seasonal water stream. The land in which the project is expected to be implemented is owned by the Kigamboni District, whereby the city Council provided land to DAWASA (Project implementer) and they have the letter which indicates that they acquired land from the City Director. The Memorandum of Understanding is attached in appendix II.



Figure 4: The Farming activities around the project site

2.5 PROJECT ACTIVITIES

2.5.1 Mobilization or pre-construction phase

This phase entails mobilization of labour force, and equipment as well as acquisition of various permits as required by the law.

Other activities during this phase include;

- Topographical Survey for setting out purposes,
- Geo-technical Investigation for the areas allocated with the balancing tank and Anaerobic Baffled Reactor (ABR)
- Construction Materials' source Investigation,
- Land acquisition,
- Material storage and material preparation,

2.5.2 Construction phase

This phase entails all the necessary installations, site grading and placement of the facility components. The major activities include;

- Vegetation clearance and earthworks (foundations excavation),
- Dewatering
- Site access road formation and drainages construction;
- Construction of parking lot and access ramp for tankers;
- Construction of Garbage screen, balancing tank, Biogas digester, Anaerobic Sludge Reactor (ABR) and sludge drying beds;
- Construction of Plant Office, guard house and storage room;
- Preparation of planted gravel filter;
- Plumbing work connecting all treatment units up to the effluent; and
- Installation of biogas collection system to the intended end user.

2.5.3 Demobilization phase

This phase will involve the dismantling of temporary structures such as scar forming and removing/spreading spoil materials for proper restoration of the site.

Other activities include;

- General cleanliness of the area, that is clearance of all sorts of solid wastes (plastics, wood, metal, papers, etc);
-

- Deposit all wastes to the authorized dumpsite;

2.5.4 Operation phase

The phase entails the actual usage of the Faecal sludge Plant. Faecal sludge will be desludged using vacuum takers and disposed of at the proposed facility for further treatment. DAWASA will decide on the mode of operation of the Faecal Sludge Treatment Facility.

2.5.5 Decommissioning Phase

Decommissioning is not anticipated in the foreseeable future as the completed facility will be serving a number of houses which at present incur many costs to dispose fecal sludge and if not so tend to discharge illegally. However, if this will happen, may entail change of use (functional changes) or demolition triggered by change of land use.

2.6 PROJECT DESIGN

2.6.1 Design criteria

The proposed technology and construction design follow the objective to execute an engineering design of fecal sludge management facility (one in number at the stated site) which will be simple, cost effective/efficient, easy to operate and maintain performance standards which conform to NEMC.

Technology selection was based on the following four main aspects;

- Land availability
- Context of the location of the treatment sites (existing infrastructures)
- Local operation and maintenance management capacity
- Revenue generation through by-products

2.6.2 Technology description

2.6.2.1 Garbage screen

Domestic sludge is dispersed directly onto the screening inlet chamber to retain the incoming debris before it goes to the preliminary treatment process.

2.6.2.2 Balancing tank

The incoming wastewater is stored in the balancing tank to allow sludge stabilization and controlling flow when it goes to the next treatment units. This tank play key role to reduce shocking loads towards the system especially when the hydraulic loading surpasses plant designed holding capacity.

2.6.2.3 Biogas digester

This unit is designed to separate the incoming wastewater in liquid and solid form as well as the biologically digestion of organic solids. The digestion process takes place without oxygen input, under anaerobic conditions, and generates biogas useful for cooking, lighting and heating. Therefore, the project will produce biogas which will be harvested and used by the nearby facilities ie ward office and the nearby residents, but the number of users depends on the volume produced from the nature of the wastewater received in the facility.

2.6.2.4 Anaerobic Baffled Reactor (ABR)

The baffled reactor consists of series of chambers in which the wastewater flows up-stream. Here, the suspended and dissolved solids in the pre-settled waste water undergo anaerobic degradation. The activated sludge settles at the bottom of each chamber and the influent wastewater is forced to flow through this sludge blanket where anaerobic bacteria make use of the pollutants for their metabolism. Progressive decomposition occurs in the successive chambers. A part of the last chambers can optionally be filled up with coarse filter material like, stones, cinder or plastic rings. The filter materials act as carrier material for an attached bio-film, which consumes the organic water pollutants. In ABR plants the BOD removal efficiency is up to 90% and the pathogen removal ranges between 40-75%. The baffled reactor is resistant to shock load and variable inflow. It operates by gravity and maintenance is reduced to desludging of the chambers at intervals of 1-2 years. This unit is advantageous since its sub-soil construction saves space.

2.6.2.5 Planted Gravel filter

Planted Gravel Filter (PGF) is a constructed wetland suitable for wastewater with low percentage of suspended solids that have already been removed by pre-treatment. The main removal of treatment mechanisms are biological conversion, physical filtration and chemical absorption. The PGF is made of planted filter bodies consisting of graded gravel. The bottom slope is 1% and the flow direction is mainly horizontal. The main plants used in this filter bed are; *Canna indica*, *Reed juncus*, *Papyrus*, *Phragmites* and *Arundo donax*. The plant selection is mainly based on their ability to grow on waste water and have their roots go deep and spread wide. Plants transport oxygen via their roots into the ground. However, in the present DEWATS design the use of plants is only to act as catalysts rather than actually be a treatment medium. BOD removal ranges between 75-90% efficiency on the other hand pathogen removal efficiency is over 95%. The operation and maintenance of the system are simple and spatial requirements for construction are compensated through beautifying landscapes.

2.6.2.6 Sludge Drying Bed (SDB)

This unit is designed for storage and drying of dislodged sludge after 3-6 months from the Biogas Settler, the sludge drying is mainly by using solar energy which kills pathogens. Sludge can then be used as compost in agricultural fields to grow various crops especially bananas.

2.7 Sludge loading intensity

There is a wide range of sludge loadings and intervals of reed beds according to previous researches, when operated with septage and pit latrine sludge. Maximal sludge loading rate of 250kg DM per m² and per years are recommended for septage, meaning sludge from septic tanks have a fairly good degree of stabilization. For this project with a mixture of sludge coming from septic tanks and lined and un-lined pit latrines the receiving sludge is considered as partly anaerobic.

2.8 Proposed Processing steps

The treatment process of the proposed facility follows the cross-section flow diagram in figure 5 from the influents to the effluent.

Project Brief of the Proposed Fecal Sludge Treatment Plant at Kizani Mtaa

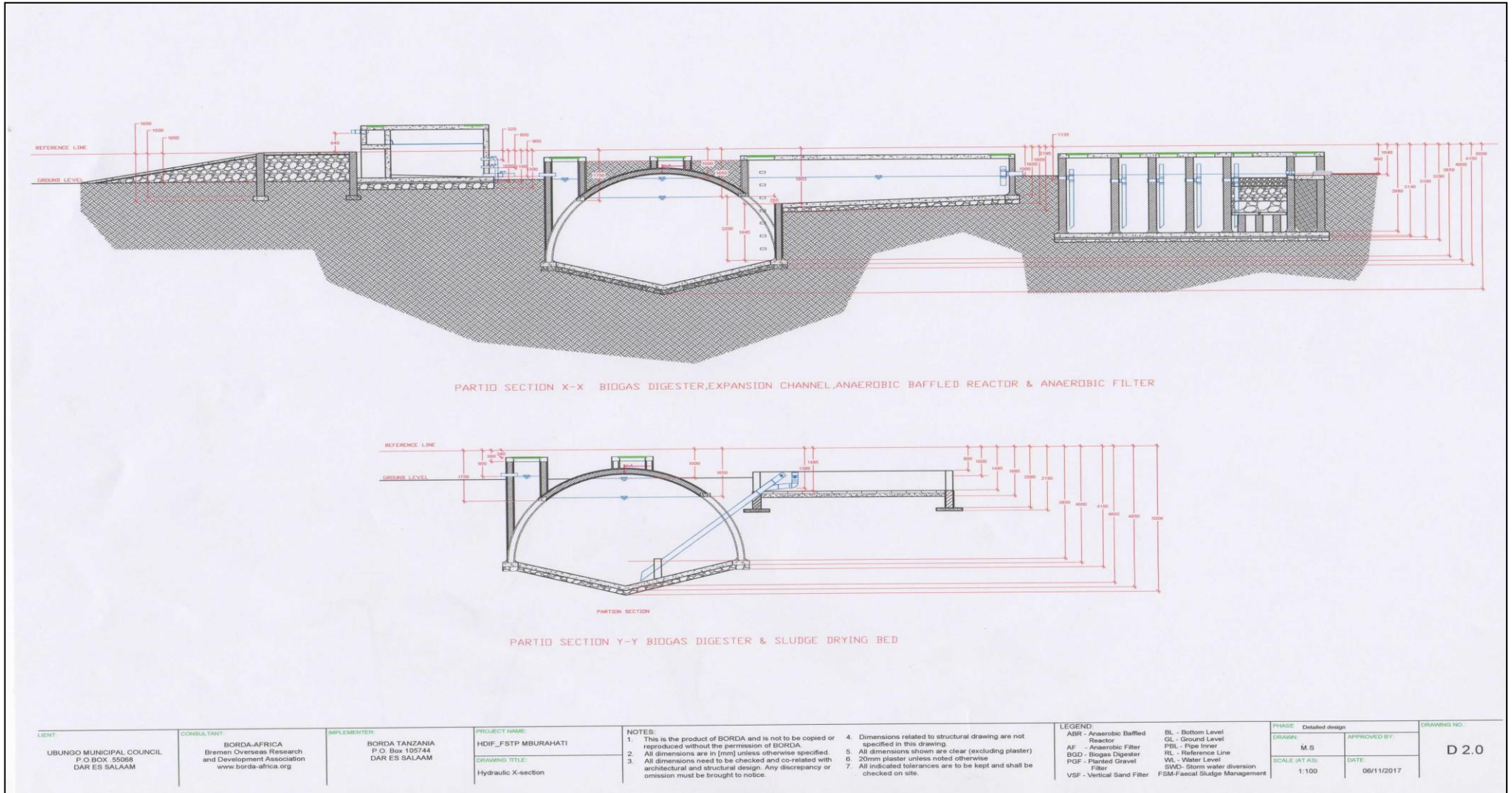


Figure 5: The Fecal Sludge Treatment Facility cross-section diagram

3.0 POLICIES, LEGISLATION AND INSTITUTIONAL ASPECT

According to the fundamental principles of environment, any developmental activities of this nature such as construction of Faecal Sludge Treatment Plant would have socio-economic and somehow environmental impacts that must be addressed and governed in order to serve public interest and sustainable development. Given the many existing and developing environmental laws, regulations and standards in Tanzania, it is worth considering resorting to constitutional provisions to protect and manage the environment. With increasing environmental awareness in recent decades, the environment has become a higher political priority and many constitutions now expressly guarantee a 'right to a healthy environment', as well as the procedural rights necessary to implement and enforce the substantive rights granted. The public or national interest in this aspect is addressed through government Policies and regulated by Principal Acts and Regulations. The implementation of the proposed project shall touch various sectors; therefore, the developer has to comply with number of cross-sectorial policies and legislations relevant to this project. Also, the listed institutions involved in environmental management for the project is included in this chapter.

3.1 RELEVANT POLICIES

This section focuses on various policies which guide the development aspects for sustainable vision, apart from the national environmental policy, there are numbers of sector policies that are to be reviewed when executing the proposed development and these include;

3.1.1 National Environment Policy 2021

Environmental awareness in the country has significantly increased in recent years. The government has been developing and reviewing national policies to address environmental management in various sectors. Among others, the objective of these policies is to regulate the development undertaken within respective sectors so that they are not undertaken at the expense of the environment. The national policies that address environmental management as

far as this project is concerned and which form the cornerstone of the present study include the following:

3.4.1 National Environmental Policy (NEP, 2021)

The National Environmental Policy of 2021 has just been launched in February 2021. The new policy formulation is a revision of the National Environmental Policy of 1997. The Policy serves as a national framework for planning and sustainable management of the environment in a coordinated, holistic and adaptive approach taking into consideration the prevailing and emerging environmental challenges as well as national and international development issues. Effective implementation of this policy requires mainstreaming of environmental issues at all levels, strengthening institutional governance, and public participation in environmental management regimes. The long-term vision of this policy is geared towards the realization of environmental integrity, assurance of food security, poverty alleviation, and increased contribution of the environmental resources to the national economy. It also recommends strong institutional and governance measures to support the achievement of the desired objectives and goals.

The policy seeks to promote the economy and livelihoods of people while promoting sustainable utilization of natural resources in the country. The policy provides the framework for the formulation of plans, programs, and guidelines for the achievement of sustainable development.

The policy's overall objective is to provide a national framework for guiding harmonized and coordinated environmental management for the improvement of the welfare of present and future generations. The specific objectives are i) to strengthen coordination of environmental management in sectors at all levels; ii) to enhance environmentally sound management of land resources for socioeconomic development; iii) to promote environmental management of water sources; iv) to strengthen conservation of wildlife habitats and biodiversity; v) to enhance conservation of forest ecosystems for sustainable provision of environmental goods and services; vi) to manage pollution for the safe and healthy environment; vii) to strengthen the national capacity for

addressing climate change impacts; viii) to enhance conservation of aquatic system for the sustained natural ecosystem; ix) to ensure safety at all levels of application of modern biotechnology; x) to promote gender consideration in environmental management; xi) to promote good governance in environmental management at all levels; and xii) to ensure predictable, accessible, adequate and sustainable financial resources for environmental management.

3.1.2 National Land Policy of 1997

The National Land Policy states that “the overall aim of a National Land Policy is to promote and ensure a secure land tenure system, to encourage the optimal use of land resources, and to facilitate broad-based social and economic development without upsetting or endangering the ecological balance of the environment”. This study partly responds to this requirement.

3.1.3 Construction Industry Policy (2003)

Among the major objectives of the policy, which supports a sustainable building development sector, include the promotion and application of cost effective and innovative technologies and practices to support socio-economic development activities such as sanitation, water supply, buildings, road-works, shelter delivery and income generating activities and to ensure application of practices, technologies and products which are not harmful to either the environment or human health. Proposed project is in-line with this policy as ultra-modern technology is used during construction and its operation.

3.1.4 National Health Policy (2003)

The health Policy is a vital guide towards health development of any country. It is particularly, important in a country like ours where resources and technology are more limited than in other countries, which are relatively better off in both technology and resources. This Policy is a revision of the 1990 Health Policy, which emphasized on the need for increasing community involvement in health development and improved access and equity in health and health services.

The Policy recognizes the challenges of consolidating the principles of the previous health policy in community involvement, improved health services provision, access and equity while addressing the different dimensions of reforms that are taking place in the Public Sector.

The proposed project will adhere to policy requirements to ensure no transmission of such communicable diseases between construction workers and the community, protect workers from all sorts of health risks and hazards; and provide adequate sanitation services within the project and ensure that its activities are not a source of health issues.

3.1.5 National Gender Policy of 2000

The overall objective of the Gender and Development Policy is to promote gender equality and equal participation of men and women through facilitation of access to education, child care, and employment and decision making. Also, this policy is to provide guidelines that will ensure that gender-sensitive plans and strategies are developed in all sectors and institutions. While the policy aims at establishing strategies to eradicate poverty, it emphasizes gender quality and equal opportunity of both men and women to participate in development undertakings and to value the role played by each member of society. The proposed project will adhere the requirements addressed under this policy.

3.1.6 National Human Settlements Development Policy (2000)

Among the objectives of this policy is to improve the level of the provision of infrastructure and social services for the development of sustainable human settlements and to make serviced land available for shelter to all sections of the community. Such infrastructure and services constitute the backbone of urban/rural economic activities. Fecal Sludge Treatment Plant (FSTP) is one among of the important infrastructure for the Somangira community and country at large

3.2 PRINCIPAL LEGISLATIONS AND REGULATIONS

The ESIA team reviewed several legislations relevant to the construction of Fecal Sludge Treatment Plant. These encompass Principal Acts that support and provide guidelines to implement the intended project as discussed below.

3.2.1 Environmental Management Act (2004)

Among the major purposes of the EMA are to provide the legal and institutional framework for sustainable management of the environment in Tanzania; to outline principles for management, impact and risk assessment, the prevention and control of pollution, waste management, environmental quality standards, public participation, compliance, and enforcement; to provide the basis for the implementation of international instruments on the environment; to provide for the implementation of the National Environmental Policy; to provide for the establishment of the National Environmental Fund and to provide for other related matters.

Part III, Section 15(a) states that "*in matters about the environment, the Director of Environment shall coordinate various environment management activities being undertaken by other agencies to promote the integration of environmental considerations into development policies, plans, programs, strategies projects and undertake strategic environmental assessments to ensure the proper management and rational utilization of environmental resources on a sustainable basis for the improvement of the quality of human life in Tanzania*".

Part X of the law deals with Environmental Quality Standards. Section 140 of this act states that "*The National Environmental Standards Committee of the Tanzania Bureau of Standards established under the Tanzania Bureau of Standards Act, 1975 shall develop, review and submit to the Minister proposal for environmental standards and criteria concerning; water quality; discharge of effluent into the water; air quality; control of noise and vibration pollution; sub-sonic vibrations; soil quality, control of noxious smells; light pollution; and any other environmental quality standard*" Some of these standards have already

been published in the government *gazette* while others are not in place. This project shall take into account all the standards specified by this act.

3.2.2 The Environmental Management (Fees and Charges) Regulations, 2021

These Regulations shall apply in relation to an act or service in respect of which fees and charges are payable under the Act and Regulations made thereunder. The regulations emphasize that “a person shall not, upon payment of fees and charges prescribed in the Schedule to these Regulations, carry on any of the following”:

- Environmental Impact Assessment;
- Environmental Compliance Monitoring and Audit;
- Registration of Environmental Experts;
- Environmental Quality Standards;
- Noise and Vibrations; or
- other activities related to the environment

This project complies with the regulations since the proponent has already paid registration fees and review charges as directed by NEMC.

3.2.3 The Environmental Management (Control of hazardous Waste) regulations, 2021

The objective of these regulations is to protect the environment and human health by preventing or reducing the generation of Hazardous waste, the adverse impacts of the generation and management of hazardous waste and by reducing overall impacts of resource use and improving the efficiency of such use, which are crucial for the transition to a circular economy. The regulation requires that “any person generating, collecting, storing, transporting, treating, recycling, reusing, recovering and disposing of hazardous waste or any person exercising jurisdiction under these Regulations shall, assure that there are no adverse impacts to be generated or caused by the activity conducted. Project developer will comply with the requirements of this regulation by reducing the

construction materials which may generate hazardous impacts, as well as proper handling of such waste such as in use of fuels for various purposes etc.

3.2.4 The Environmental Management (Control of Noise and vibration) regulations, 2015

The regulations focus on the maintenance of a healthy environment for all the people in Mainland Tanzania, the tranquility of their surrounding and their psychological well-being by regulating noise and vibration levels to prescribe the maximum permissible noise and vibration levels from a facility or activity to which a person may be exposed. The project developer will make sure that all the guidelines under this policy will be considered to ensure the healthy environment to everyone.

3.2.5 The Environmental Management (Prohibition of Plastic Carrier bags) regulations, 2019

Regulations are meant to impose a total ban on the import, export, manufacturing, sale, and use of plastic carrier bags regardless of their thickness. Plastic carrier bags has a wide definition in the Regulations, as a bag made of plastic film, with or without handles, or gussets and to which its layer is in any thickness. The Regulations also categorically state that no person shall sell or offer for sale beverages or other commodities wrapped in plastics unless the nature of such commodities require wrappings by plastics, and restricts any licensing authority from issuing any licenses after the Regulations come into force. Project developer will make sure that there will be no use of plastic bags within the project site and the whole project life time, also in case of the need of carrier bags the proponent will make sure that there will be an alternative bags which are allowed by the regulations. For the commodities that are wrapped in plastic, then the proponent will make sure that such plastic will be handled properly.

3.2.6 The Environmental Management (Solid Waste Management) regulations, 2007

The solid waste management regulation of 2007, provides general directive on management of solid waste as follows: -

Regulation detail the requirements and responsibilities for managing solid waste in Tanzania

Highlight waste minimization and cleaner production principles alongside the duty to safeguard the public health and the environment from adverse effects of solid waste. Detail permitting requirements, notably that any person dealing with solid waste as collector, transporter, waste depositor or manager of a transfer station will apply to the LGA for a permit. The local authority will also issue licenses to individuals or companies qualified to operate solid waste disposal sites; permit is required to operate an LGA waste disposal site. The proposed project is expected to generate solid waste in construction phase. Therefore, to comply with this regulation the Project developer will engage the registered solid waste collection contractor.

3.2.7 The Environmental Management (Water Quality) regulations, 2009

Regulations provide for institutional and legal framework for sustainable management and development of water resources; to outline principles for water resources management; to provide for the prevention and control of water pollution; to provide for participation of stakeholders and the general public in implementation of the National Water Policy. These regulations require the sustainable management of water sources and proper use of the available sources without causing any damage towards such sources. Also, the regulations emphasize that it is every one's responsibility to conserve and preserve the available water sources in Tanzania. During all phases of the project there will be water demand, hence the project developer will make sure that there will be a sustainable use of water. Also during construction and maintenance phase the developer will make sure that the water supply pipes will not be damaged in either ways

3.2.8 The Environmental Management (Air Quality) regulations, 2009

The Regulations were formed in order to: -

- Prohibit emissions and releases of hazardous substances into the environment
- Prescribe permissible emission limits and quantities of emissions of sulphur oxide, carbon monoxide, black smoke and suspended particulate matters, nitrogen oxide, ozone, hydrocarbons, dust and lead
- Empower NEMC to issue air pollutant emission permits, enforce compliance, undertake emergency prevention and issue stop orders
- Set baseline parameters on air quality and emissions based on a number of practical considerations and acceptable limits and ensure protection of human health and the environment from various sources of pollution.

The proposed project will adhere the requirements of this Act, emission limits will be monitored to the permissible limits.

3.2.9 The Environmental Management (Soil Quality) regulations, 2009

These Regulations, made by the Minister of State under sections 143, 144 and 230 of the Environmental Management Act, concern soil pollution and soil quality standards and provide with respect to a soil protection permit and compliance system. They also concern measures of enforcement. The object of these Regulations is to

- Set limits for soil contaminants in agriculture and habitat;
- Enforce minimum soil quality standards prescribed by the National Environmental Standards Committee.

Also, the regulations require that, the contaminants of volatile organic compounds in habitat and agricultural soils shall comply with parameters and upper limits as prescribed and contaminants of heavy metals in habitat; agricultural soils shall comply with parameters and upper limits as prescribed and contaminants of pesticides in habitat and agricultural soils shall comply with parameters and upper limits as prescribed. Local government authority may prescribe special or specific measures and guidelines for soil conservation

applicable to their respective areas of jurisdictions which are not below standards prescribed under these Regulations. The Project developer will comply with the requirements made under these regulations.

3.2.10 Occupational Health and Safety Act 2003

The provisions of this law require employers to provide decent working environment to employees to guarantee their health and safety. Occupational health and safety services are important for sustainable development of a country, as they reduce occupational accidents and diseases which can have huge economic burden to individuals, enterprises and the nation as whole. Improving health and safety of workers will significantly increase productivity at the workplaces to encourage more investments, increase job creation, higher morale, and job satisfaction hence industrial harmony. The law also entails employers to fulfil obligations of ensuring safety of the equipment's used by workers and providing proper safety gears as required.

3.2.11 The Water Supply and Sanitation Act No. 12 of 2009

This is also a new legislation that provides for sustainable management and adequate operation and transparent regulation of water supply and sanitation services; provides for establishment of water supply and sanitation authorities as well as community owned water supply organizations; and provides for appointment for service providers. The main aim of this law is to ensure the right of every Tanzanian to have access to efficient, effective and sustainable water supply and sanitation services for all purposes by taking into account among others protection and conservation of water resources and development and promotion of public health and sanitation; and protection of the interest of customers. Under this law, the Minister responsible for water affairs shall establish water authority and cluster water authorities in order to achieve commercial viabilities.

3.12 Engineers Registration Act and its Amendments 1997 and 2007

The Acts regulate the engineering practice in Tanzania by registering engineers and monitoring their conduct. It establishes the Engineering Registration Board (ERB), the law requires any local or foreigner engineer to register with ERB before practicing in the country. Project developer will continue to comply as it has utilized the services of registered engineering firm for its structural designs which it will continue to use to supervise the construction process.

3.2.13 The Contractors Registration (Amendment) Act, 2008

The Contractors Registration Act requires contractors to be registered by the Contractors Board (CRB) before engaging in practice. It requires foreign contractors to be registered by the Board before gaining contracts in Tanzania. Project Developer shall comply with the law requirement during the recruitment of contractors for project implementation.

3.2.14 The Architects and Quantity Surveyors Act (1997)

The Act requires Architects and Quantity Surveyors to be involved in the project to be registered by the Architects and Quantity Surveyor Board (AQSB) before engaging in practice. It also requires foreign contractors to be registered by the Board before gaining contracts in Tanzania. Project Developer has complied with the law requirement during the recruitment of architects who have designed the project and will continue to utilize registered persons in the project implementation.

3.2.15 The Urban Planning Act (2007)

The law provides for the orderly and sustainable development of land in urban areas, to preserve and improve amenities; to provide for the grant of consent to develop land and powers of control over the use of land and to provide for other related matters. Under Section 3, among others the law seeks to improve level of the provision of infrastructure and social services for sustainable human settlement development. This act established planning authorities which

include the city, municipal, town and township councils in the country which have responsibilities including:

- Secure the orderly and environmentally sustainable development of area under its jurisdiction;
- Prepare general and detailed planning schemes;
- Control building densities and access to buildings;
- Recommending approval of building schemes and subdivision of plots by developers;
- Secure cooperation of all agencies, utility bodies, land owners and other bodies and institutions involved in the preparation and implementation of planning process;

3.2.16 Public Health Act (2009)

Provide for the promotion, preservation, maintenance of public health with a view to ensuring the provisions of comprehensive, functional and sustainable public health services to the general public. Part III (e) of the act requires premises owners to keep their premises free of mosquitoes and other disease vectors, vermin or causative agents; Section 54 prohibits causing or suffering from nuisance likely to be injurious or dangerous to health, land, premises, air or water; Part IV (c) assigns responsibility to City council to remove or appoint an agent to collect, transport and dispose solid and liquid waste and charge fees to beneficiaries of this service and responsibilities for prescribing types of wastes and guidelines for their collection and disposal; Section 101 it gives rights to any private sewer to connect it to any available public sewer to discharge foul or storm water therefore the project may connect to and discharge sewage or storm water into the available trunk main. However, the quality of the sewage should be as per agreed with the water authority.

The Contracting Authority will ensure that the project design, construction and operation does not constitute a nuisance; meets the requirements meets public health requirements

3.2.17 World Bank guidelines for Environmental Management

The main objective of this EMP is to establish a set of mitigation and monitoring measures to minimize the adverse social and environmental impacts that can take place during the implementation stage of the subproject. The measures especially focus on sensitive receptors or sensitive locations. The EMP also provides specific information about the monitoring program during construction stage including locations, frequency and reporting process. This project complies with these guidelines as it has ESMP which contains mitigation and monitoring plans of the identified impacts.

4.0 BASELINE INFORMATION

4.1 INTRODUCTION

This section provides baseline data on the relevant environmental characteristics of the project area. Much of the description of the environment is site specific. Other aspects such as that of climate and socio-economic issues are broad covering the whole Kigamboni District. The Consultant relied on primary data as collected from the site as well as secondary data and information gleaned from the literature for the project area.

4.2 PHYSICAL CHARACTERISTICS

4.2.1 Climate

The project area as compared to many other areas in Dar es Salaam city is influenced by coastal climatic conditions. The area experiences a modified type of equatorial climate.

➤ **Temperature, Sun hours and Radiation**

The region is generally hot and humid throughout the year with an average temperature of 29°C. The hottest season is from October to March during which temperatures can raise up to 31°C. It is relatively cool between July to September, with temperature around 20°C. The maximum sun hours is 9 experienced from August to October, from November to January the sun hours is 8 while in February to March and May to July is 7 hours and the minimum is 5 hours in April. That means from October to March the operation in the project site will probably need more electricity for the purposes of culling at the office, while during coolest monthlies which is from July to September the consumption might go down see figure 4.1

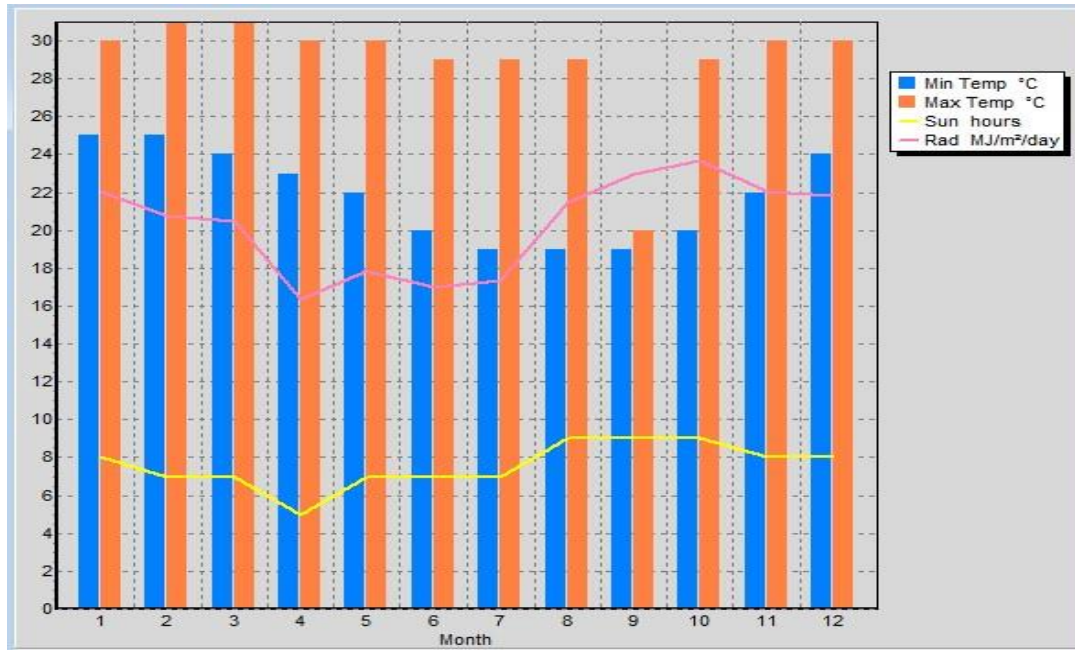


Figure 4.1: Annual temperature, sun hours and radiation of the site(Source Socio-Economic profile 2019)

The average radiation of an area is 20.3 MJ/m²/day, with 16.3 MJ/m²/day being the minimum in April and 23.7 MJ/m²/day maximum in October.

➤ **Wind Speed**

The region experiences the average wind speed of 5.74 m/s. The maximum wind speed is 7.63 m/s experienced in June which blows from the South South East (SSE) direction which means if the project site will produce and air pollutant all activities downstream of SSE direction will be prone to that pollution. The wind is calm around December to March. The climate is also influenced by the south-westerly monsoon winds from April to October and north-westerly monsoon winds between November and March.

➤ **Rainfall**

There are two main rain seasons; a short rain season from October to December and a long rain season between March and May. Figure 3.4 shows the effective rainfall received at Dar es Salaam region.

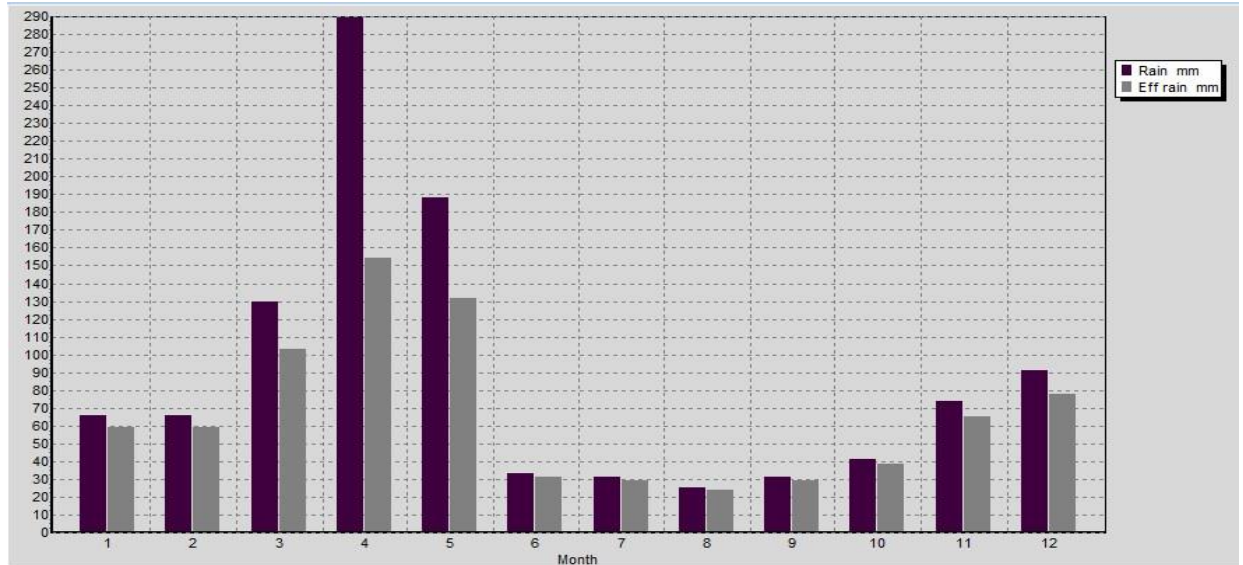


Figure 4.2: Average annual rainfall data for the site (Source Socio-Economic profile 2019)

4.2.2 Soils, Geology and Hydrogeology of the area

➤ Hydrology

As the area is already developed therefore it is covered by manmade drainage system along Pugu Road close to the project area. Rainwater simply flows to the public drainage system and some percolates through the soil as it easily permits percolation. No River or stream found close to the facility. However, there is potential for ground water in the project area as some surrounding buildings use borehole for their water demand.

➤ Soils

The soils at the project site are typical characterized with sandy and little clay with moderate humus at its upper layer.

4.2.3 Topography

The landscape of the project site is highly manipulated to make the topography flat and suitable for storage activities. The highest contour elevation at the project site is 96.5m Above Mean Sea Level (AMSL) on the western side while the lowest contour elevation is 94m AMSL at eastern part of the project site, that

means the rainfall runoff at the project site are directed towards southern eastern side.

4.2.4 Air Quality and Noise Level

The ambient air quality at the project area was observed to be good because the area is for residential purposes only, just because of daily activities there will be particulate matter like dust.

4.2.5 Noise and Vibration

The noise and vibration levels at the project site are rated negligible as the only source of noise at the project site are motor vehicles using the street feeder road adjacent to the project area.

4.2.6 Water quality

4.2.6.1 Water Table and water quality analysis

Groundwater is abundant in almost the entire Dar es salaam City. This is because of the sea level rise. The major direct impacts of sea-level rise include inundation of low-lying areas, loss of coastal wetlands, increased rates of shoreline erosion, saltwater intrusion and increased salinity in estuaries and coastal aquifers, and higher water tables and higher extreme water levels leading to coastal flooding (Nicholls et al., 2007; Bicknell et al., 2009).

The expected water quality at the receiving chamber has been provided as appendix VI.

4.3 BIOLOGICAL CHARACTERISTICS

4.3.1 Flora and Fauna

Being in the municipal Centre, there are no flora species of conservation significances identified within the project site. Furthermore, there is no protected area or locations of ecological significance within the project site. The largest part of Apartment is covered with building and the remained small area is paved with concrete floor and pass ways therefore there is no any vegetation at the site. The presence of fuel station has no significant impacts to the biological features as the project area has already developed and modified

4.4 PROJECT REQUIREMENTS AND WASTE GENERATION

4.4.1 Project requirements

4.4.1.1 Construction materials and labour force

The main materials for Faecal Sludge Treatment Plant include cement, aggregates (stones), water, steel, sand, timbers, blocks, uPVC pipes, IPS Pipes and gravels. All materials are available in the local sources in Tanzania. The estimated quantities of the materials to be included in the BoQ.

In addition to that, material such as stone and gravels can be acquired from registered dealers such as M/S Even Enterprises Company Limited who has a license to mine at Lugoba area in Bagamoyo District, Appendix VIII.

4.4.1.2 Labour force

The labour force will be determined by the Contractor; nevertheless, it is projected that during the construction phase the project will require not less than 50 workers both skilled and non-skilled laborers for each phase of project construction.

4.4.1.3 Machinery and Equipment

The proposed project development will employ various standard construction equipment and machinery. Equipment expected to be used during the construction works are Excavators, Tippers, Concrete Mixers, poker vibrators, Wheel barrow, Compactor, etc. All equipment and machineries for construction works needed by the proposed project will be determined when the bill of quantities (BoQ) and selection of Contractor is finalized. These equipments shall be temporary and shall be demobilized once project is completed.

4.4.2 Wastes generation

The major wastes generation associated with the project are spoil soils resulting from earthworks during the foundation excavations, solid wastes and liquid waste. The spoil soil shall be stock piled around the public toilet for further use in landscaping the site at the end of the project.

4.4.2.1 Liquid waste management

A total of 120m³ per day of liquid waste is estimated to be received at the receiving chamber of the proposed facility during the maximum operation phase. The project operations will conform to the National Effluent Standard of Tanzania with regard to waste water produced by the plant. After the treatment process is done, the effluent which is rich in nutrients is expected to cater for irrigation taking the advantage of the ongoing agriculture fields adjacent to the project site. However, in case the nutritious effluent will not be used for irrigation, there is a possibility of discharging direct to the river within the marsh which drains to Indian Ocean.

4.4.2.2 Solid waste management

About 0.5-1 tonnes per month of domestic refuse and other solid wastes is estimated to be generated and trapped at the garbage screen during the project construction and operation phase respectively. A well-established solid waste collection system will be instituted. The system will involve among other things wastes segregation at source, recycling or reuse of some wastes and final disposal to the approved dumpsite / landfill.

The project management team will provide waste bins and recycling receptacles of different type to enable sorting. Compostable materials will be sent direct to the city dumpsite area. Table 2 below shows solid and liquid waste wastes to be generated by the project and the methods of their disposal.

Table 2: Management of construction and operation wastes

Type of waste	Sources	Disposal / Management procedure
Debris and Rubble (overburden)	Site clearance	Fill material for road potholes, etc.
Biodegradable materials mainly domestic waste (food, paper, wood etc.)	- Construction crew	Accessible litter bins within the camp site and later to the city waste disposal system (engage a private company)
Non- biodegradable materials (plastic, glass)	- Construction crew	Recycling/ reuse (Plastics to be sent to plastic recyclers and glass bottles to be sent to glass recyclers)

Type of waste	Sources	Disposal / Management procedure
<ul style="list-style-type: none">- Excreta (domestic) human- Grey water /cleaners	<ul style="list-style-type: none">- Toilets and floor cleaning	Use of septic tanks and when full will use the constructed facility (FSTP) to dispose the sludge

5.0 STAKEHOLDER VIEW ON THE PROPOSED PROJECT

During the conduction of this study, different stakeholders were consulted. Among these include the Kigamboni District and community at Kizani area (see Figure 6). Consultations were made through meetings.



Figure 6: Stakeholder's consultation meeting at Kigamboni District office and Kizani Mtaa Office

During the meeting, the consultant gave a brief explanation on the proposed Faecal sludge treatment Plant. The project description covered proposed location, type and design of the plant (a typical design was displayed). The stakeholders were given chance give their views on the project. Moreover, the consultant offered chance to clarify issues where stakeholders wanted to be given more explanations. The comments by stakeholders were analyzed and incorporated in the design of mitigation measures. Table 5 summarizes the issues raised. The names of the stakeholders consulted are given in Appendix I whereas the minutes of conducted meetings are given in appendix III.

Table 3: Stakeholders issues and concerns

Institution	Name	Position	Issues/ concerns	Response
KIGAMBONI DISTRICT	Arch. Ng'wilabuzu N. Lugigija	Municipal Director, MD	-The design and ESIA studies should complete a time to pave way for Construction activities -The Local community should be Sensitized to the benefits of the proposed facilities	Section 7.3.2.1 Table 3
KIGAMBONI DISTRICT	Bachi Shayo	Ag. DMO	-The implementation of the project will enhance the development -The technology is good since it occupies a small piece of land as compared to WSP	Section 5.1 Section 6.2.1
KIGAMBONI DISTRICT	Rajab Gundumu	Estate Manager	-The location of Municipal Director's office is expected to have several facilities like; Police station, Bus stand, Health Center. It is taken as the Centre of the Municipal	
KIGAMBONI DISTRICT	Veronica J Kiluvia	Ag. MCDO	-Wanted to know why the proposed sites and not other places?	Section 5.1
KIGAMBONI DISTRICT	Wenceslaus Lindi	MAHRO	-Due to the Centeredness of the Municipal Simplified Sewerage System should be put in place	Section 5.1
KIGAMBONI DISTRICT	Gozbert Ishengoma	MEO-Kizani	-Employment opportunities to the local people	Section 7.2.1.1

6.0 POTENTIAL IMPACTS

6.1 Positive impacts

6.1.1 Improved living conditions and economic growth

The project will improve the living conditions in Kigamboni Municipal whereby the project operation phase will do away with illegal faecal sludge dislodging especially during rainy season or during the night. The charged fee for emptying septic tanks and pit latrines will be such as affordable by the intended customer. Thus, there will be increased money circulation that result into increased income consequently better standard of living of people in the project area.

6.1.2 Employment opportunities

Labour force for the project will be originated from Somangira ward and the surrounding communities in Kigamboni areas. Even though during construction the employment will be on short term basis, employees will have been benefiting from the project. Some will witness their incomes and livelihood improvement.

6.1.3 Improved urban agriculture

Farming activities in urbanised Kigamboni is vital to the economy of the local community. With the effluent rich in nutrients and manure from dried sludge the farming activities will have been moved to the high production level. That is to say, farming activities especially of bananas will be going on despite the driest months of June, July and August.

6.1.4 Increased socio-cultural interaction

Increased socio-cultural interaction is another anticipated positive impact. The implementation of the project will bring many people from different cultural backgrounds. The interactions may bring about social changes in the communities around the project areas. Interaction with technocrats as a result of new immigrants (customers) into the area will stimulate adoption of the new technologies.

6.1.5 Increased Revenue to the nation through taxes, both direct and indirect

DAWASA is expected to increase government revenue collection at Municipal Council and at National level. This will be enhanced by time to time payment of all charges to dislodge septic tanks and pit latrines of the respective household. The revenue collected will contribute towards economic development within the municipal and the country at large.

6.1.6 Biogas production potential

Among other positive impacts gas production for domestic uses is anticipated to serve the local communities and institutions. In this case, the Kigamboni Hospital which is in proximity to the project site will be the immediate beneficiary of the produced biogas.

6.1.7 Minimized Forest products harvesting

Source of energy for cooking in most of the households originates from the forest products. Charcoal and firewood are the most commonly used for domestic purposes. The biogas production from the plant will minimize the use of forest products as to why the gas will be availed to the local community. However, the quantity of the biogas produced depends on the quality of influent to the facility.

6.1.8 Cost reduction for sewage management

The proposed facility will make it easier for the Institutions and households which at present incur unbearable costs for proper dislodging the septic tanks when full. That simply means the households in the vicinity and the institutions will benefit through direct connection to the treatment facility depending on the nature of topography.

6.2 Negative impacts

6.2.1 Increased HIV/AIDS and other sexual related diseases:

Local communities surrounding the project area have to be aware of the fact that HIV/AIDS is present in their areas but accede to it not being at an alarming rate. The communities were worried that with an influx of people into the project area the pace of spread will accelerate especially during the construction phase.

Mitigation Measures

- Contractor shall enforce a code of conduct in the project area to encourage respect for the local community and to maintain self-cleanliness of the working area at all times.
- The contractor shall deploy locally available labour to reduce risk of spreading communicable diseases (especially STDs).
- In order to prevent more HIV/AIDS infection, during the implementation phase, the project should include information education and communication component (IEC) in its budget. This will help to raise more awareness on HIV/AIDS, and means to suppress its incidence.
- A safety, health and environment induction course shall be conducted to all workers, putting more emphasis on HIV/AIDS, which has become a national disaster.

6.2.2 Loss of biodiversity

Loss of biodiversity will be experienced during the site clearance for the construction activities to start. Huge biomass will be cleared that may include important and rare species.

Mitigation Measures

- Close supervision of earthworks shall be observed in order to confine land clearance within the area where the construction activities are to take place.

6.2.3 Land degradation and increased erosion

Establishment of new facility within the project area might result into land degradation and promote soil erosion.

Mitigation Measures

- Unnecessary ground clearance and sensitive re-alignments shall be avoided.
- Lined drainage channels at sensitive terrains shall be provided to control speed and volumes of storm-water.
- The contractor should plant grass or any other vegetation cover to minimise exposed soil surface.
- Directing flow to properly designated channels within the facility site.

6.2.4 Noise pollution

Noise pollution is likely to occur due to the application of construction equipment and generators at the site.

Mitigation Measure

- The proponent shall maintain equipment in good running conditions to ensure that ambient noise level and vibrations pollution into the environment is very minimum to comply with Tanzania standards
- The noisy construction activities will be scheduled at normal working hours. Regular inspection and maintenance of construction vehicles and equipment will be done to ensure that they have mufflers installed and worn parts are replaced

6.2.5 Air Pollution from dust emission

Air pollution is likely to occur due to the emission of suspended particulate matter (dust) to the atmosphere from the construction activities.

Mitigation Measure

- Mixing equipment shall be sealed properly and vibrating equipment will be equipped with dust removing devices.
- Also all vehicles that generate excessive black smoke will not be used.
- Adequate training and use of personal protective equipment (PPE) such as eye glasses and dust masks will be ensured in order to reduce risks associated with dust.

6.2.6 High Risk of Health associated with construction work

Construction activities exposes the workers to a lot of risks for example risk of falling into the excavated pits more than 3metres deep, risk of injuries from falling objects or sharp pointed objects e.t.c

Mitigation measure

- The project proponent shall ensure that all personnel are provided with appropriate protective gear.

- All works shall be planned and conducted in accordance with relevant OHS Guidelines. First Aid Kit as well as regular medical check-ups for the workers will be provided during the entire working hours.
- Adequate number of firefighting equipment/extinguishers will be provided in every few distance to help putting off fire in case of occurrence.
- Excavated pits should be protected by warning tape and guardrails to prevent workers from falling

6.2.7 Waste generation during construction

A lot of waste will be generated especially during construction stage. For example, excavation of foundations will generate a lot of spoil materials that will need to be disposed of. Construction of walls and roof will both generate wastes. Other wastes will be generated from cleaning of construction equipment and containers like mixers and paint buckets.

Mitigation measures:

- Stick to the design specifications
- Provide waste containers
- Provide training to workers and orient them towards environmental protection values

7.0 ACTION PLAN FOR PREVENTION AND MANAGEMENT OF ACCIDENTS DURING IMPLEMENTATION STAGE

The project shall be implemented in compliance to labour laws in Tanzania, in particular, the Occupational Health and Safety Act (2003). Clauses to protect the health and safety of workers shall be included in the contract documents for implementation stage.

7.1 Health and Safety

The proponent is committed to protect the health and safety of its employees and those of its contractors, to ensuring that activities are conducted in a manner that protects the environment and people. The Contractor shall provide and enforce the

use of appropriate personal protective equipment for all workers e.g. overalls, gloves, masks, etc. (wherever required). Tanzanian/international construction standards will be followed for quality and safety to workers. First aid facility will be installed at the construction site.

7.2 Security

The whole proposed project will take care of security matter of the site by fencing the whole project area and provide gates for entrance and exit purpose. The project proponent shall have a 24 hours security services from a private company to secure the whole project premise at the site. Also since the nature of investment involves fecal sludge management facility with the potential of biogas production. The project proponent will install the best firefighting system at site. The purpose of fire protection is to protect life, good and activities within the project site.

The following are some of the active and passive fire-fighting equipment that will be employed;

- Fire detection system
- Fire hydrant system
- Portable Fire Extinguishers

7.3 Monitoring, Maintenance and repair

The management of the facility will be upon both DAWASA and Kigamboni District to ensure the approved design or plan is implemented accordingly. Furthermore, provision of basic services is being executed at high quality as intended.

7.4 Project Alternatives

Hybrid Constructed Wetlands (CW)

Constructed Wetlands (CWs) are a natural, low-cost, Eco technological biological wastewater treatment technology designed to mimic processes found in natural wetland ecosystems, which is now standing as the potential alternative or supplementary systems for the treatment of wastewater (*Source Design Report 2021*).

8.0 ENVIRONMENTAL AND SOCIAL MANAGEMENT PLAN

8.1 Environmental and Social Management Plan

The Environmental and Social Management Plan (ESMP) presents the implementation schedule of the proposed mitigation measures for both environmental and social impacts. The ESMP for the proposed Construction of Faecal Sludge Treatment Plant at Ngobediis summarized in Table 3. The ESMP also indicates environmental costs needed to implement the recommended mitigation measures. The Faecal Sludge site selection process and engineering designs have already included some of the mitigation measures recommended in this report. Additional recommendations are provided in the ESMP to enable the Faecal Sludge Treatment Plant to be constructed and operated in environmentally friendly manner.

DAWASA in collaboration with Kigamboni District shall be the main implementer of the ESMP through. The environmental measures incorporated in the detailed engineering design will be attached to the Bills of Quantities and Contract Documents. Moreover, there will be an Environmental, Social, Health and Safety (ESHS) Code of Conduct to be signed by the Contractor(s) to show their commitment in the implementation of the Environmental, Social, Health and Safety. The implementation of the Code will be supervised by DAWASA or his consultant.

The ESHS Code is a set of Guidelines attached to the Bidding Document and Contract to be adopted by Contractor during project implementation. It contains the commitment and obligations of the Contractor and its subsidiaries (i.e. Sub-Contractors and staff) to undertake construction activities in accordance with all applicable Laws, Rules, and Regulations. The Contractor and its subsidiaries shall comply with the Code of Conduct with high ethical standards. Failure to observe the Code, will subject the firm to disciplinary action, including Contract termination. Violation of the Code, is violation of Law which may result to civil and/or criminal penalties to Contractors, Supervisors or Firm.

Some of the issues to be included in the ESHS shall include;

- Site specific **ESMP, HSMP,**
- Traffic Management Plan (**TMP**), where applicable

- HIV/AIDS Awareness Program,
- Occupational Health and Safety Awareness Program.
- Sexual Harassment Prevention Policy
- Child Labour Prevention Policy

The environmental and social mitigation and enhancement measures incorporated in the detailed engineering design will be attached to the Contract Documents. The Contractor shall take stock of the contents of the Project Brief.

Table 4: Environmental and Social Management Plan for the Proposed Construction of Fecal Sludge Treatment Plant at Kizani area, Somangira ward, Kigamboni Municipal

Impact	Mitigation Measure	Responsible Institution	Estimated Time Cost (TZS)	One	Estimated Annual cost (TZS)
Mobilization Phase					
Increased waste generation	<ul style="list-style-type: none"> ○ Stick to the design specifications ○ Provide waste containers ○ Provide training to workers and orient them towards environmental protection values 	DAWASA	To be included in the BOQ		
Noise pollution during construction	<ul style="list-style-type: none"> ○ The proponent shall maintain equipment in good running conditions to ensure that ambient noise level and vibrations pollution into the environment is very minimum to comply with Tanzania standards ○ All construction works will be scheduled at normal working hours. ○ Proper inspection and maintenance of 	DAWASA	500,000.00		

Project Brief of the Proposed Fecal Sludge Treatment Plant at Kizani Mtaa

Impact	Mitigation Measure	Responsible Institution	Estimated Time Cost (TZS)	One	Estimated Annual cost (TZS)
	construction vehicles and equipment will be done to ensure that they have mufflers installed and worn parts are replaced				
Construction Phase					
Increased waste generation	<ul style="list-style-type: none"> ○ Stick to the design specifications ○ Provide waste containers ○ Provide training to workers and orient them towards environmental protection values 	DAWASA	To be included in the BOQ		
Increased HIV/AIDS and other STD	<ul style="list-style-type: none"> ○ The contractor shall enforce a code of conduct in the project area to encourage respect for the local community and to maintain self-cleanliness of the working area at all times. ○ The contractor shall deploy locally available labor to reduce the risk of spreading communicable 	DAWASA	5,000,000.00		

Project Brief of the Proposed Fecal Sludge Treatment Plant at Kizani Mtaa

Impact	Mitigation Measure	Responsible Institution	Estimated Time Cost (TZS)	One	Estimated Annual cost (TZS)
	<p>diseases (especially STDs).</p> <ul style="list-style-type: none"> ○ To prevent more HIV/AIDS infections, during the implementation phase, the project should include an information education and communication component (IEC) in its budget. This will help to raise more awareness on HIV/AIDS and means to suppress its incidence. ○ A safety, health, and environment induction course shall be conducted for all workers, putting more emphasis on HIV/AIDS, which has become a national disaster. 				
Land degradation and increased erosion	<ul style="list-style-type: none"> ○ The contractor should pave the walkways prone to erosion whose 	DAWASA	25,000,000		

Project Brief of the Proposed Fecal Sludge Treatment Plant at Kizani Mtaa

Impact	Mitigation Measure	Responsible Institution	Estimated Time Cost (TZS)	One	Estimated Annual cost (TZS)
	quantities are shown in the BoQ ○ To obtain the construction materials official negotiations should be performed with wards leaders to avoid conflict.				
Noise pollution during construction	○ The proponent shall maintain equipment in good running conditions to ensure that ambient noise level and vibrations pollution into the environment is very minimum to comply with Tanzania standards ○ All construction works will be scheduled at normal working hours. ○ Proper inspection and maintenance of construction vehicles and equipment will be done to ensure that they have	DAWASA	1,000,000.00		

Project Brief of the Proposed Fecal Sludge Treatment Plant at Kizani Mtaa

Impact	Mitigation Measure	Responsible Institution	Estimated Time Cost (TZS)	One	Estimated Annual cost (TZS)
	mufflers installed and worn parts are replaced				
Dust generation during construction	<ul style="list-style-type: none"> ○ Mixing equipment shall be sealed properly and vibrating equipment will be equipped with dust-removing devices. ○ Also, all vehicles that generate excessive black smoke will not be used. ○ Adequate training and use of personal protective equipment (PPE) such as eyeglasses and dust masks will be ensured to reduce risks associated with dust. 	DAWASA	3,000,000.00		
Health Risks associated with construction works	<ul style="list-style-type: none"> ○ The project proponent shall ensure that all personnel is provided with appropriate protective gear. ○ All works shall be planned and conducted following relevant OHS 	DAWASA	33000,000.00		

Project Brief of the Proposed Fecal Sludge Treatment Plant at Kizani Mtaa

Impact	Mitigation Measure	Responsible Institution	Estimated One Time Cost (TZS)	Estimated Annual cost (TZS)
	<p>Guidelines. First Aid Kit as well as regular medical check-ups for the workers will be provided during the entire working hours.</p> <ul style="list-style-type: none"> ○ An adequate number of firefighting equipment/extinguishers will be provided every few distances to help to put off the fire in case of occurrence. ○ Excavated pits should be protected by warning tape and guardrails to prevent workers from falling <p>Sensitization/Awareness of the beneficiary community on the importance of the Facility and the associated benefits</p>			
Demobilization phase				
Noise pollution during construction	<ul style="list-style-type: none"> ○ The proponent shall maintain equipment in good running conditions to 	DAWASA	500,000.00	

Project Brief of the Proposed Fecal Sludge Treatment Plant at Kizani Mtaa

Impact	Mitigation Measure	Responsible Institution	Estimated One Time Cost (TZS)	Estimated Annual cost (TZS)
	<p>ensure that ambient noise level and vibrations pollution into the environment is very minimum to comply with Tanzania standards</p> <ul style="list-style-type: none"> ○ All construction works will be scheduled at normal working hours. ○ Proper inspection and maintenance of construction vehicles and equipment will be done to ensure that they have mufflers installed and worn parts are replaced 			
Operational Phase				
Health Risks associated with Operation works	<ul style="list-style-type: none"> ○ The project proponent shall ensure that all visitors and personnel are provided with appropriate protective gear. ○ An adequate number of firefighting 	DAWASA	Depend on the operational manual	

Project Brief of the Proposed Fecal Sludge Treatment Plant at Kizani Mtaa

Impact	Mitigation Measure	Responsible Institution	Estimated One Time Cost (TZS)	Estimated Annual cost (TZS)
	<p>equipment/extinguishers will be provided every few distances to help to put off the fire in case of occurrence.</p> <ul style="list-style-type: none"> ○ Adhere to good maintenance ○ Sensitization/Awareness of the beneficiary community on the importance of the Facility and the associated benefits 			
Total			68,000,000.00	68,000,000.00

9.0 MONITORING PLAN

9.1 Environmental Monitoring

The national EIA guidelines require the developer to prepare and undertake monitoring plan of implemented development projects. Monitoring is needed to check if and to what extent the impacts are mitigated, benefits enhanced and new problems addressed. Recommendations for monitoring have been included in the Table 4. The monitoring plan also assigns responsibilities for different actors. Moreover, the ward and street environmental committees will shoulder the long-term monitoring of the project.

Table 5: Monitoring Plan for the Proposed Construction of Fecal Sludge Treatment Plant at Ngobediarea, Somangira ward, Kigamboni Municipal

Parameter	Monitoring Frequency	Sampling Area	Measurement Unit	Method	Target Level/Standard	Responsibility for monitoring	Estimated Annual (or once cost (TZS)
Mobilization Phase							
Dust	Daily	Immediate working area	ppm	Physical-visual	TBS	DAWASA	None
Air Quality	Daily	Around the Inspection chambers	µg/m ³	Smelling (nasal)	TBS	DAWASA	2,500,000.00
Waste Generation	Weekly	At the working area	Amount of waste	Physical measurement or estimation	All waste contained	DAWASA	In BOQ
Health risks	Daily	At working area	Accidents	Counting	NO accident	DAWASA	In BOQ
HIV/AIDS	Monthly	Workers	Training	Numbers	One per month during construction phase only	DAWASA	5,000,000.00
Biodiversity	Once (at commencement)	Working area	Destruction of habitat or removal of biodiversity	Area affected	Minimal disturbance to biodiversity	DAWASA	1,000,000.00
Construction phase							
Dust (PM 2.5, PM 10)	Weekly	Immediate working area	ppm	Physical-visual	tbs	DAWASA	None
Air Quality	Weekly	Around the Inspection chambers	µg/m ³	Smelling (nasal)	TBS	DAWASA	2,500,000.00
Waste Generation	Weekly	At the working area	Amount of waste	Physical measurement or estimation	All waste contained	DAWASA	In BOQ

Project Brief of the Proposed Fecal Sludge Treatment Plant at Kizani Mtaa

Parameter	Monitoring Frequency	Sampling Area	Measurement Unit	Method	Target Level/Standard	Responsibility for monitoring	Estimated Annual (or once cost (TZS)
Health risks	Daily	At working area	Accidents	Counting	NO accident	DAWASA	In BOQ
HIV/AIDS	Monthly	Workers	Training	Numbers	One per month during construction phase only	DAWASA	5,000,000.00
Biodiversity	Once (at commencement)	Working area	Destruction of habitat or removal of biodiversity	Area affected	Minimal disturbance to biodiversity	DAWASA	1,000,000.00
Demobilization Phase							
Dust (PM 2.5, PM 10)	Weekly	Immediate working area	ppm	Physical-visual	TBS	DAWASA	None
Air Quality	Weekly	Around the Inspection chambers	µg/m ³	Smelling (nasal)	TBS	DAWASA	500,000.00
Waste Generation	Weekly	At the working area	Amount of waste	Physical measurement or estimation	All waste contained	DAWASA	In BOQ
Health risks	Daily	At working area	Accidents	Counting	NO accident	DAWASA	In BOQ
HIV/AIDS	Monthly	Workers	Training	Numbers	One per month during construction phase only	DAWASA	5,000,000.00
Biodiversity	Once (at commencement)	Working area	Destruction of habitat or removal of biodiversity	Area affected	Minimal disturbance to biodiversity	DAWASA	1,000,000.00
Operation phase							
Air Quality	Monthly	Around the Inspection chambers	µg/m ³	Smelling (nasal)	Absence of nuisance smells	DAWASA	500,000.00

Project Brief of the Proposed Fecal Sludge Treatment Plant at Kizani Mtaa

Parameter	Monitoring Frequency	Sampling Area	Measurement Unit	Method	Target Level/Standard	Responsibility for monitoring	Estimated Annual (or once cost (TZS))
Waste Generation	Monthly	At the working area	Amount of waste	Physical measurement or estimation	All waste contained	DAWASA	In operation manual
Health risks	Monthly	At working area	Accidents	Counting	NO accident	DAWASA	In operation manual
HIV/AIDS	Annually	Workers	Training	Numbers	One per month during construction phase only	DAWASA	In operation manual
Total							28,000,000.00

10.0 PROJECT BUDGET

The investment cost for the proposed Faecal Sludge Treatment Plant is estimated to be around Tshs.700 million that will be financed by The World Bank.

11.0 CONCLUSION

The proposed project is of greater profit to the community and the country at large as it promotes and improve sanitation in the streets. When there is good and improved sanitation, then the outbreak of diseases like diarrhoea and associated stomach and waterborne diseases are also reduced and prevented hence improved public health.





The impacts identified are preventable and of less negativity to the community, therefore the developer can be provided with the environmental clearance certificate in order to commence the implementation of the project.

It is, therefore, concluded that implementation of the proposed construction of the Faecal sludge treatment plant at Kizani Mtaa will entail no detrimental impacts provided that the recommended mitigation measures are adequately and timely put in place. The identified adverse impacts shall be managed through the proposed mitigation measures and implementation regime laid down in this EIS. DAWASA is committed to implementing all the recommendations given in the EIS and further carrying out the environmental auditing and monitoring schedules.

Appendix I: List of Stakeholders Consulted





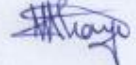

**ENVIRONMENTAL AND SOCIAL IMPACT ASSESSMENT FOR CONSTRUCTION OF OFF GRID SANITATION PROJECTS,
DAR ES SALAAM**

LIST OF STAKEHOLDERS CONSULTED

SN	DATE/TAREHE	NAME/JINA	INSTITUTION/TAASISI	POSITION/CHEO	PHONE NO./SIMU	SIGNATURE/SAINI
01	24/06/2020	Ach. Ng'wilaburu N. Ludigija	Kigamboni MC	MD	0787673249	
2	- 11 -	IP Nira W. Mwakalingi	- 11 -	MUNRO	0786236363	
3		Magdalena D. Mannolds	- 11 -	MELO	0754248102	MAS
4	- 1 -	GEORGE I NAGHA	- 11 -	AFISA MPPANGO MSI	0713577973	
5		JANUARY AMES	- 11 -	AFISA MALIAGH	0677770619	
6	- 11 -	REMILIAS Rupia	- 11 -	MARIMA ARANI	0715638286	RA - 11

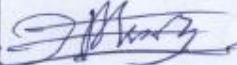
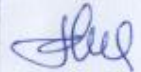

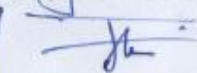


ENVIRONMENTAL AND SOCIAL IMPACT ASSESSMENT FOR CONSTRUCTION OF OFF GRID SANITATION PROJECTS,
DAR ES SALAAM

LIST OF STAKEHOLDERS CONSULTED

SN	DATE/TAREHE	NAME/JINA	INSTITUTION/TAASISI	POSITION/CHEO	PHONE NO./SIMU	SIGNATURE/SAINI
1	26/6/2020	CHLEAH MDS SEB	KIGAMBONI MC	MPSD	0784 309457	
2	26/6/2020	WENCESLAUS LINDI	KIGAMBONI MC	078217373 MATHRO	0718217373	
3	-11-	CATHERINE MASHALI	KIGAMBONI MC	MPED	0784270334	
4	-11-	VERONICA J. KILUVIA	KIGAMBONI	AGMEDO	0779-366245	
5	-11-	BACHI SHAYO	KIGAMBONI MC	As Dmo	0754596529	
6	-11-	Rajab Gundeimu	Kisumboni MC	Estate Manager	0783556214	

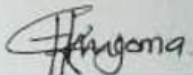
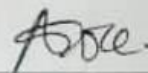
ENVIRONMENTAL AND SOCIAL IMPACT ASSESSMENT FOR CONSTRUCTION OF OFF GRID SANITATION PROJECTS,
DAR ES SALAAM

LIST OF STAKEHOLDERS CONSULTED

SN	DATE/TAREHE	NAME/JINA	INSTITUTION/TAASISI	POSITION/CHEO	PHONE NO./SIMU	SIGNATURE/SAINI
1	26/06/2020	EDWIN KATISA	KGMC	TD	0717-575743	
2	26/6/2020	Jenava D Meshi	KGMC	MT	0714774511	
03	27/06/2020	Nderi C. Nestory	KGMC	WEO - Kizani	0714349251	
04	30/6/2020	JUDITH MBOMBA	KHC	H/S	0786669259	
05	30/06/20	SAID MUMBA	KHC	ACT	0753468362	
06	30/06/20	MARIAM	HAUT	GENERAL AFFAIR	0713 288366	

ENVIRONMENTAL AND SOCIAL IMPACT ASSESSMENT FOR CONSTRUCTION OF OFF GRID SANITATION PROJECTS,
DAR ES SALAAM

LIST OF STAKEHOLDERS CONSULTED

SN	DATE/TAREHE	NAME/JINA	INSTITUTION/TAASISI	POSITION/CHEO	PHONE NO./SIMU	SIGNATURE/SAINI
	17/10/2020	GOSBERT ISHENGOMA	KMC- MEO	MEO- KIZANI	0715 773062	
	17/10/2020	NILILE MWAKOTIRE	KMC- NJUMBE	NJUMBE-KIZANI	0765-506262	

Appendix II. Land ownership Letter

HALMASHAURI YA MANISPAA KIGAMBONI
[Barua zote zipelekwe kwa Mkurugenzi wa Manispaa Kigamboni]

Simu: 255 22 - 2928468
 Fax: +255 V22-2928469
 Barua pepe: info@kigamboni.go.tz
 Tovuti: www.kigamboni.go.tz



Ofisi ya Mkurugenzi,
 Manispaa ya Kigamboni,
 S.L.P 36009,
 KIGAMBONI

Kumb. Na. JA.379/386/02/08

Tarehe: 03/04/2020

Mtendaji Mkuu,
 Mamlaka ya Maji Safi na Majitaka
 S.L.P 1573,
 DAR ES SALAAM

**YAH: IDHINI YA MATUMIZI YA MAENEO YALIYO PENDEKEZWA KWA
 UJENZI WA MIRADI YA UKUSANYAJI NA UCHAKATAJI WA MAJITAKA**

Rejea barua yako yenye Kumb. Na. DAWASA/KINO/DOC/2020/12 ya tarehe 30/3/2020 yenye mada tajwa hapo juu.


Nakujulisha kuwa, utaratibu wa upimaji na umilikishwaji wa maeneo yaliyopendekezwa kwaajili ya ujenzi wa miradi ya ukusanyaji na uchakataji wa majitaka pia ujenzi wa vyoo vya Umma katika eneo la Wilaya ya Kigamboni unaendelea. Maeneo hayo ni kama yalivyo ainishwa kwenye majedwali hapa chini:-

Maeneo yaliyotolewa kwa ajili ya ujenzi wa miradi ya ukusanyaji na uchakataji wa majitaka na ambayo yanamilikiwa na Halmashauri ni:-

Na.	Eneo	Mtaa	Kata
1	Eneo la wazi	Nyakwale	Kibada
2	Gorofani-Ferry	Ferry	Kigamboni
3	Amusement Park	Kizani	Somangira

Maeneo yaliyotolewa kwa ajili ya ujenzi wa vyoo vya umma na ambayo yanamilikiwa na Halmashauri ni:-

Na.	Eneo	Mtaa	Kata
1	Stendi ya Daladala	Ferry	Kigamboni
2	Soko la Kwa Urasa	Kigamboni	Kigamboni
3	Kwa Mkorea	Kisiwani	Vijibweni




4	Geza Juu- standi ya daladala	Kizani	Somangila
5	Soko Jipya	Kiziza	Kibada
6	Soko la Samaki	Buyuni	Pembarnazi
7	Soko la samaki -Beach ya Mjimwema	Mjimwema	Mjimwema

Sambamba na kuendelea kwa kazi ya upimaji na umilikishwaji wa maeneo yaliyopendekezwa kwaajili ya ujenzi wa miradi ya ukusanyaji na uchakataji wa majitaka, unaruhusiwa kuanza utekelezaji wa Miradi kwa kuzingatia taratibu zote.

Ofisi ya Mkurugezi wa Manispaa itaendelea kutoa ushirikiano muda wote kwa lengo la kufanikisha utekelezaji wa miradi kwa wakati.

Nakutakia utekelezaji Mwema.


Maura J.B
K.N.Y.MKURUGENZI WA MANISAPAA
HALMASHAURI YA MANISPAA YA KIGAMBONI

Nakala: Mkuu wa Wilaya, - kwa taarifa
KIGAMBONI

Mkurugenzi wa Manispaa - aisome kwenye jalada
KIGAMBONI

Appendix III: Minutes of Meetings with Locals

MUHTASARI WA KIKAO CHA KAMATI YA SERIKALI
YA MTA A WA KIZANI KILICHOFANYIKA TAR. 29.02.2024

AGENDA.

1. KUFUNGUUA KIKAO
2. TATHIMINI YA ATHARI KWA MAZINGIRA NA JAMII NA UHAMAJISHAJI KWA KUHUJU MPANZO MAKAZI MBADALA NA FIDIA ZITOKANAZO NA MRADI WA UJENZI WA MIUNDOMBINU YA UCHAKATAJI MAJI TAKA NA VYOO UMMA MKOA WA DAR-EL-SALAAM.
3. MENGINEYO
04. KUFUNGUUA KIKAO.

~~SECRET~~
AFISA MTENDAJI WA MTA A
KIZANI 29/02/2024

AGENDA 01. KUFUNGUUA KIKAO

Mwenyekiti adifungua kikao mnamo saa 4:30 asubuhi.

AGENDA 02. TATHIMINI YA ATHARI KWA MAZINGIRA NA JAMII NA UHAMAJISHAJI KWA KUHUJU MPANZO MAKAZI MBADALA NA FIDIA ZITOKANAZO NA MRADI WA UJENZI WA MIUNDOMBINU YA UCHAKATAJI MAJI TAKA NA VYOO UMMA MKOA WA DAR-EL-SALAAM.

Kamati kwa maha ya wananchi walifan'riwa kukubaliana kupitisha mradi huo bila malalamiko, kero na changamoto zozote za mtaa wa Kizani.

Mjumbe mmoja aliwaza kuomba kwa maha ya wananchi pindi mradi utakapanza wananchi waweze kupatiwa bei nafuu ambayo ni stahiki, Ingina aliwaza kujibu kwa ku sema bei inapangwa na mamlaka ya EURA.

AGENDA 03: MENTINEYO

Mjumbe mmoja aliweza kuomba kwamba mradi utakapanza vijana wa mtaa huu kwa wapate upendeleo wa ajira.

AGENDA 04: KUFUNGA KIKAO

Mwenyekiti aliweza kufunga kikao mnamo saa 5:10 ASB.



LEONARD MAGANDA

MWENYEKITI
MWENYEKITI WA MTAJI
KIZANI
SOMANGI A



AISHA H. KONYO

KATIBU.
KATIBU WA MTAJI
KIZANI

TATHMINI YA ATHARI KWA MAZINGIRA NA JAMII NA UHAMASHAJI KWA JAMII KUHUSU MPANGO WA MAKAZIMBADALA NA FIDIA ZITOKANAZO NA MRADI WA UENZI WA MIUNDOMBINU YA UCHAKATAJI MAJI TAKA NA VYOO UMMA MKOA WA DAR ES SALAAM

MAHUDHURIO KWAAJILI YA MIKUTANO

MWEKEZAJI: DAWASA
 WILAYA: KILIMBASO
 KATA: SOHARUJA
 MSHAURI: ROYAL ASSOCIATES JV G-PES LTD
 MTA: KIZANI
 TAREHE: 29/02/2024

S/N	JINA	WADHIFA	NAMBA YA SIMU	SAHIHI
1	LEONARD M. MAGANDA	MWATI	0714753728	
2	ASHA H. KONYO	KATIBU	0655904024	
3	VICENT WAMBURA	MJUMBE	0752361473	V. W.
4	NTULI GABRE MUDAKAJOBE	MJUMBE	0765506262	
5	MURATUMA F. MSEMBO	MJUMBE	0673330532	
6	RIGENDA WARIGBA CHACHA	MJUMBE	0685-569014	
7	LUCIA YOHANNA HOLA	MJUMBE	0652 396173	
8	Oscar Emmanuel Anthony	Eng. DAWASA	0659 442404	
9	Mukhadec Stehano	ROYAL ASSOCIATES	0755098895	
10	Emmanuel R. Moyer	ROYAL ASSOCIATES	075258989	

MFISA MTENDAJI WA MTA
 KIZANI 29/02/2024

Appendix IV: Screening Decision from NEMC



THE UNITED REPUBLIC OF TANZANIA

VICE PRESIDENT'S OFFICE
UNION AND ENVIRONMENT

NATIONAL ENVIRONMENT MANAGEMENT
COUNCIL (NEMC)



In reply please quote:

Ref: **EC/EIA/2020/6324**

Date: **27/04/2021**

Director General,
Dar es Salaam Water Supply and Sanitation Authority,
P. O. Box 1573,
Dar es Salaam.

RE: SCREENING DECISION FOR THE PROPOSED FECAL SLUDGE TREATMENT PLANT TO BE BUILT AT GEZAULOLE AREA, SOMANGIRA WARD, KIGAMBONI MUNICIPALITY DAR ES SALAAM REGION

Reference is made to the above heading.

2. We acknowledge receipt of your submitted Project Brief (ToR) for undertaking Environmental Impact Assessment for the aforementioned project. The project has been registered with **Application Reference Number EC/EIA/2020/6324**. Please quote this number in all future correspondences regarding this project.
3. Following the review of the submitted project brief the Council has reached a decision that your project will end up in a Project Brief Stage. Thus you are required to prepare a **Comprehensive Project Brief** which will guide the Council in further decision making. Henceforth, the following information must be included in the report but not limited to:-
 - i. Provide in the report the information/document that justify land use of the area to be compatible with project operations;
 - ii. Project title should be comprehensive to cover specific activities expected to be done at the project site and final output/service;

Headquarters, 35 Regent Street, P.O Box63154, 11404 Dar es Salaam, Phone: +255 22 2774852;
+255 22 2774889; 0713 608930/0735 608930Fax: +255 22 2774901 Email Address: dg@nemc.or.tz
Website: www.nemc.or.tz

- iii. Proximity of the proposed site and adjacent developments(including their actual distance) should be well stated;
- iv. The report should clearly state the management of wastes both liquid, solid waste and management of hazardous waste;
- v. Due to the nature of the project activities likely significant impacts needs to be mitigated (i.e. Foul smell). Neighbors adjacent/close to the project site should be consulted. Ensure stamped and signed minutes from the meeting together with the photos are appended in the document;
- vi. Storm water management should be clearly described;
- vii. Project description should include the following:-
 - Well detailed treatment process with information on source of raw materials/faecal and mode of delivery at the site, intended final product/service, capacity and type of machines to be installed etc.
 - Detailed description of technology that will be used together with the process flow diagram, indicating input, output and by-product;
- viii. Mode of operation of the facility should be very clear in the document;
- ix. Detailed description of all project component and specific supporting infrastructure including existing situation at the project site;
- x. Quantitative and qualitative data for temperature, air, water and noise level in the area where pumping stations and treatment plant will be located;
- xi. Description of Occupational Health and Safety issues should be made;
- xii. All Project alternatives considered should be exhaustive. Consider alternative location, undertakings, processes, technologies, design, and operating conditions. Suitability of the site should be justified. The main environmental advantages and disadvantages of each option should be discussed and the reasons for the final choice given;
- xiii. Detailed stakeholder's consultation including relevant Water Basin Board Office, adjacent neighbours, Municipal Council Office (town planning and land department, Sanitation and Environmental Unit) and Local Government Authorities (Ward, Mtaa). Consultation forms should bear **date** and each consulted stakeholder should **sign** against his/her name as the law requires.

Note; Submission of documents which do not observe the above requirements will be sent back to the proponent/developer for corrections.

4. Upon submission of the Comprehensive Project Brief report and payment of the review charges, representatives of the Council will visit the project site to inspect and verify the adequacy of the report with respect to the proposed project's operation and surrounding environment. You will be required to **incur transportation costs** for the site verification team to and from the project site.

6. In case of any clarification regarding this matter, do not hesitate to contact us through Telephone No. +255 784 220 047.

Yours Sincerely,



Eng. Benjamin J. Mchwampaka
For: Director General

Cc: Prof. Rubhera RAM Mato (PhD)
P.O. Box 35176,
Dar es Salaam.

Appendix V: Memorandum of Understanding between DAWASA and Dar es Salaam Municipal Councils



MEMORANDUM OF UNDERSTANDING
BETWEEN
MINISTRY OF WATER
AND
THE DAR ES SALAAM WATER SUPPLY AND
SEWERAGE AUTHORITY,
REGIONAL ADMINISTRATIVE SECRETARIAT
AND
DAR ES SALAAM MUNICIPAL COUNCILS
(Kinondoni, Ilala, Temeke, Ubungo, Kigamboni)

JANUARY 2019

ACRONYMS

BC	Beneficiary Community
CEO	Chief Executive Officer
CPM	Critical Path Method
CV	Curriculum Vitae
DAWASA	Dar es Salaam Water and Sewerage Authority
DDCA	Drilling and Dam Construction Agency
DEWATS	Decentralized Wastewater Treatment System
DSM	Dar es Salaam
EMP	Environmental Management Plan
ESA	Environmental and Social Assessment
ESIA	Environmental and Social Impact Assessment
ESMP	Environmental and Social Management Plan
EWURA	Energy and Water Utilities Regulatory Authority
FDR	Final Design Report
FSM	Feacal Sludge Management
GIS	Geographic Information System
GoT	Government of the United Republic of Tanzania
H&S	Health and Safety
ICB	International Competitive Bidding
IFRs	Interim Financial Report
LGAs	Local Government Authorities
m ³	Cubic meter = 1,000 litres
MD	Managing Director
MKUKUTA	National Strategy for Growth and Reduction of Poverty
MoEVT	Ministry of Education and Vocational Training
MoHCDEC	Ministry of Health, Community Development, Gender, Elderly and Children
MoU	Memorandum of Understanding
MoW	Ministry of Water
NCB	National Competitive Bidding
NEMC	National Environment Management Council

NGO	Non-Governmental Organization
NWSDS	National Water Sector Development Strategy
O&M	Operations and Maintenance
PAP	Projected Affected Person
PERT	Program Evaluation Review Technique
PIM	Project Implementation Manual
PIP	Program Implementation Plan
PO	Private Operators
PO-RALG	Presidents Office Regional Administration and Local Government
PPRA	Public Procurement Regulatory Authority
RAP	Resettlement Action Plan
RAS	Regional Administrative Secretary
RS	Regional Secretariat
RFP	Request for Proposals
SDG	Sustainable Development Goal
SPS	Small Piped Water Supply
TBS	Tanzania Bureau of Standards
ToR	Terms of Reference
UWSA	Urban Water and Sewerage Authority
WC	Water Committee
WSDP	Water Sector Development Program
WSS	Water Supply and Sanitation.
WSSP	Water Sector Development Program
WSSPII	Second Water Sector Support Project

**A MEMORANDUM OF UNDERSTANDING
FOR THE IMPLEMENTATION OF THE OFF- GRID WATER SUPPLY AND
SANITATION PROJECTS UNDER THE SECOND WATER SUPPLY AND
SANITATION PROJECT USING EARMARKED FINANCING**

Memorandum of Understanding (“MoU”) between the Ministry of Water on one part and the Dar es Salaam Water Supply and Sewerage Authority (“DAWASA”), the Dar es Salaam Regional Secretariat (RS), and the five municipalities of Dar es Salaam (collectively referred to as “the MUNICIPALITIES”) on the other part.

WHEREAS in recognition of the importance and contribution of the water sector to the social and economic development of the United Republic of Tanzania, the Government has developed a water sector support framework set out in the following documentation: (a) the National Strategy for Growth and Reduction of Poverty (“MKUKUTA, as amended”), (b) the National Water Sector Development Strategy (“NWSDS”) and (c) the Water Sector Development Program (“WSSP”).

WHEREAS after being satisfied with the objectives of the WSSP II, parties to this Memorandum have expressed their willingness to participate fully in its implementation;

WHEREAS The WSSPII project development objective is to strengthen the capacity for the integrated water resources planning and management in the United Republic of Tanzania and improve access to water supply and sanitation services in an operationally efficient manner in Dar es Salaam. The project has four components namely: Integrated Water Resources Management, Dar es Salaam Water Supply improvement, Dar es Salaam Sanitation Improvement, and Project Management and Implementation support.

WHEREAS the project is being financed by IDA Credit through Investment Project Financing, the recipient has declared its commitment to the objectives of the Project.

WHEREAS on the other part DAWASA has committed itself to the principle of harmonization and strive for the highest degree of alignment with the Government’s budgetary and accountability systems and local financial framework so as to enhance effective implementation, reduce the administrative burden on the Government, and minimize transaction costs; and

NOW THEREFORE, the parties hereby agree to cooperate in coordinating the implementation of the off-grid water supply and sanitation part of WSSP II in accordance with the principles and procedures set forth in this MoU; provided, however, that in case of any conflict between the provisions of this MoU AND THE PROJECT Financing Agreement, the provisions of the Financing Agreement shall prevail.

1. DEFINITIONS

Unless the context otherwise requires, several terms defined in the Preamble of this MoU have the respective meanings set forth therein, and the additional terms referred to below have the following meanings:

1. **Off Grid water supply** means the activities which will provide water supply services to people of Dar es Salaam, who are not connected to the formal network. The proposed solutions include decentralized Interventions, which may be an interim measure to be integrated to the grid network as it expands in the future. Schemes to be implemented include mostly independent water supply distribution systems supplied from point sources (e.g boreholes) or a bulk water supply from the DAWASA distribution system. In areas where the existing grid network is not available, independent stand-alone Small Piped Water Supply (SPS) systems will be implemented. These projects, typically involve a source of water (for example, borehole), a community-based distribution system and water points at a community and/or household level. The operations and maintenance will be supported from the tariff collected from the users.
2. **Off-Grid Sanitation** means activities which will provide sanitation services in Dar es Salaam to areas without access to sewers. This activity will support installation of improved toilets; safe emptying and transportation of the waste to a treatment facility; and treatment and safe disposal of treated waste into the environment. This will include piloting decentralized systems and other new technology.
3. **Environmental and Social Management Framework or ESMF** means the framework dated September 2006, prepared by the Government and cleared by the International Development Association, setting forth an environmental and social screening process that will enable WSSP II Implementing Agencies to identify and assess potential adverse environmental and social impacts, and offset and reduce them to acceptable levels, or enhance positive impacts, and in accordance with which environmental and social management plans will be prepared by WSSP II Implementing Agencies.
4. **MKUKUTA II** Means the Government's National Strategy for Growth and Reduction of Poverty dated July 2010, covering the period from 2011 – 12 to 2016 – 17 and subsequent versions that may be introduced by GOT.
5. **Resettlement Policy Framework** or RPF means the governing framework dated September 2006, prepared by the Government and approved by the International Development Association, for land acquisition, resettlement and compensation under the WSDP, and in accordance with which resettlement action plans will be prepared,

as necessary, as the same may be amended from time to time with the concurrence of the International Development Association;

6. **WSSP Implementation Manual** means the Project Implementation Manual (PIM) specifying implementation arrangements for the Second WSSP, including institutional arrangements; procedures for procurement, disbursement of funds, financial management, environmental and social management, and monitoring and evaluation; and progress reporting requirements, including annexes to the said manual.
7. **Project Management Team** means a team set up by DAWASA for day to day management of the off-grid water supply sub-project. Same for management of off-grid sanitation sub-project.
8. **Facilitation Team** A team appointed by the Municipal Director of the respective Municipal Council from Dar es Salaam region for the purpose of facilitating the implementation of the Off-Grid water supply projects and Off- Grid Sanitation projects. The scope of their responsibility are detailed in the PIM and summarized in this MoU.

2. UNDERLYING PRINCIPLES

2.1 The MoW, DAWASA, RS and Municipalities agree that the following are the underlying principles that govern this partnership:

- (a.) Commitment to the fulfilment of the aspirations of the National Development Vision 2025;
- (b.) Compliance with defined budgeting, procurement and public financial management rules and regulations;
- (c.) Good governance and accountability of the Government to its citizens, including an active fight against corruption;
- (d.) Coordinating the implementation of the off-grid water supply and sanitation sub-projects cost effectively; and
- (e.) Each party executing its respective roles in a timely manner

3. GENERAL PROVISIONS

3.1 Purpose

This MoU outlines the responsibilities of the **MoW, DAWASA, RS and Municipalities** with respect to the implementation of off-grid water supply and sanitation sub-projects and sets forth common institutional, environmental and social measures, monitoring and evaluation, audit and reporting arrangements. The WSSP II Implementation Manual complements procedures and arrangements set out in this MoU.

3.2 **Status of the MoU**

This MoU is not intended to create any legally binding obligations and the parties take due cognizance of the separate sector laws and regulations between the Government Institutions, and this MoU is adopted pursuant to and subject to any such regulations. In case of any conflict between the provisions of this MoU and the project Financing Agreement, the provisions of the Financing Agreement shall prevail.

4. **OFF GRID WATER SUPPLY**

4.1. **Commitment**

The DAWASA declares its commitment to the objectives of the **Second Water Sector Support Project** and will act with due diligence and efficiency to facilitate the successful implementation of the projects. To this end, DAWASA, as an Implementing Agency will effectively carry out its roles and responsibilities in the implementation of the off-grid water supply and sanitation sub-projects as defined in the WSSP II Project Implementation Manual. The Ministry of Water, as the Responsible Agency for WSSP II will have overall responsibility for the coordination and implementation of the off-grid water supply and sanitation sub-projects.

4.2 **Institutional Arrangements**

The institutional framework for overseeing the implementation of the WSSP II comprises the following key bodies, as set out in the Sections below, and in greater detail in the WSSP Implementation Manual:

1. Ministry of Water;
2. Prime Minister's Office Regional Administration and Local Government;
3. Ministry of Health, Community Development, Gender, Elderly and Children
4. Municipal Councils
5. Beneficiary Communities ("BC");

4.2.1 **Ministry of Water (MoW)**

The MoW will be responsible for provision of overall coordination and oversight. The Ministry will also provide technical and administrative support in the implementation of WSSP II, including without limitation the following activities:

1. Coordinating and consolidating the quarterly WSSP II IFRs (Interim Financial Report); semi-annual and annual progress reports; and ensuring that funds earmarked for implementation of WSSP II activities are duly considered in the annual work plans

and budgets of the implementing agencies; and that the WSSP II procurement plans are consistent with WSSP II work plans and budgets;

2. Ensuring quality and consistency of the documents referred to in subparagraph (a) above prior to consolidation as indicated in the Programme Implementation Manual and submission to the Off-Grid WSS SC for discussion;
3. Monitoring the implementation of the Annual Work Plans and Budgets by the WSSP II Implementing Agencies, at least on quarterly basis;
4. Providing oversight on financial management, controls, audit and reports; and
5. Ensuring that management decisions made by the Off-Grid WSS Steering Committee are communicated to the Implementing Agencies, implemented and monitored.

4.2.2 DAWASA

DAWASA will be responsible for overall coordination and implementation of off grid water supply activities. The off-grid water supply shall be implemented under the Directorate of Infrastructure Development (for construction arrangements) in collaboration with the Communication Unit (for coordination arrangements). The Communication Unit will be generally responsible for:-

1. Coordinating inputs as required from other units within DAWASA such as Procurement, Technical Services, and Finance, etc.
2. Supervising and monitoring contracts / agreements
3. Setting up Sub-project Agreements with beneficiary communities
4. Monitoring and reporting overall progress of the off-grid water supply sub-component.
5. Reviewing and evaluating the operation and management of the water supply sub-projects.
6. The financial aspects for off- grid water supply sub-projects will be managed as per Project Implementation Manual VOLUME II, and
7. Overall supervision of off-grid water supply activities.

4.2.3 Municipal Councils (or DLGAs)

The five Dar es Salaam Municipal Councils, through their respective Urban Planning Department, Legal Unit, Municipal Health and Water Department, will be responsible for the following tasks:

1. Creating awareness and mobilization of the communities.

2. Each DLGA will form a Municipal Facilitation Team comprising different specialists from Water, Health, Education, Community Development departments that will be tasked to assist consultants/contractors/PO on implementation and operation of Off Grid Water Supply facilities in their respective areas.
3. DLGAs through Legal unit, Health and Water department will coordinate the formation of Water Supply by-laws and regulations and thereafter enforcing for sustainability of Off Grid Water Supply facilities.
4. DLGAs will be responsible for identification and facilitation of Land acquisition for construction of Off- Grid Water Supply facilities

4.2.4 WSS Steering Committee

Given the multiplicity of institutions with varying roles, a WSS Steering Committee (SC) will be set up under the project to ensure coordination, synergy, and dovetailing. This SC will be newly set up or be adopted from some of the other projects (for example, Dar es Salaam Metropolitan Development Program [DMDP]) which may have similar steering mechanisms. This steering committee will be chaired by the Head of the Water Sector from RS and DAWASA will provide the secretary to WSS SC.

The RS will chair the Off Grid WSS Steering Committee, which will be comprised of representatives from the DAWASA, RS, WRBO, MOW, DLGAs i.e Temeke, Ilala, Kinondoni, Kigamboni and Ubungo. The Steering Committee will be responsible for providing general oversight of the selection and approval of sub-projects for implementation by the Off-Grid Water Supply and Sanitation. The key responsibilities of the Off Grid WSS Steering Committee include:

1. Reviewing overall Off Grid Sanitation implementation arrangements
2. Reviewing and approving Off Grid Sanitation sub-project operational guidelines
3. Reviewing and approving Off Grid Sanitation sub-project proposals
4. Reviewing overall Off Grid Sanitation progress and performance and providing guidance for improvements if needed
5. Conflict Resolution as per PIM.

4.2.5 Beneficiary Community

At the project level, Beneficiary Community will be involved in the project appraisal, that includes identification of sources, selection of appropriate sites, kiosk locations, and

protection of water source and infrastructures. DAWASA will be responsible for the efficient operation and management of the water supply systems.

4.2.6 Private Operator

The Private Operator (PO) may be engaged if the expansion of DAWASA grid network is beyond five years away. The PO would primarily have as its members the households from the community, with an operating body selected by the members from among themselves, with additional membership from DAWASA/DLGA. The regulation of these systems, including the tariff, would be undertaken by EWURA, as part of the overall regulation of the sector in Dar es Salaam.

Private Operator will operate, maintain, and manage the scheme under contract with DAWASA.

The Private Operator shall be responsible for keeping and maintaining appropriate records of its business activities. These shall include:

1. Customer details
2. Operation and maintenance records including volume of water produced and sold
3. Asset register, work as executed records, manuals of plant and equipment
4. Condition and expected life of assets
5. The details of network expansions as up to standards.
6. The Private Operator shall prepare monthly and quarterly operation and maintenance
7. Reports for the completed off-grid water supply subproject
8. Billing and payment records
9. Business accounts and financial statement

In general, the Operation and Maintenance Reports will address such issues as:

1. Number of registered customers in the service area
2. Number of people in the service area and number of people served
3. Business plan and budget
4. Level of service; proposed and actual
5. Revenue and expenses, progress against budget
6. Customer satisfaction
7. Maintenance activities, breakdowns, failures
8. Availability of ground /reliable water sources
9. Availability for land resources for project activities
10. Manage non-revenue water in the business area

4.3 SELECTION CRITERIA

DAWASA, in consultation with the five municipalities Ilala, Temeke, Kinondoni, Kigamboni and Ubungu will identify communities which are eligible for the Off-Grid Water Supply sub-project under the WSSP II. The identification will follow the criteria below;

1. High population density
2. Low-income areas
3. Prevalence/risk of waterborne diseases
4. No wholesome water services
5. Near-trunk infrastructure
6. Availability of sufficient land for the interventions
7. Unplanned settlements
8. Community willingness

Each of these criteria will be allocated a score, and the communities prioritized according to their total score. Keeping in mind the decisions of other interventions (for example, The Dar es salaam Metropolitan Development Program - DMDP), WSSP-II will invest in those communities which have the highest need.

5.0 OFF-GRID SANITATION

5.1 Definition.

The Off-Grid Sanitation components will provide much needed improvements to wastewater management services in areas of Dar es Salaam that are not served by DAWASA network. These improvements will be realised as a result of construction of Off-Grid sanitation stand-alone projects such as Decentralized Waste Water Treatment Systems (DEWATSs), faecal sludge treatment facilities, and condominial/simplified sewerage. The Off-Grid Sanitation Services will address the lack of sanitation services in unserved areas.

5.2 Institutional Arrangements

A strategy to address the poor sanitation in Dar es Salaam requires clarity and coordination among the various institutions involved in the sector. However, institutional responsibility is fragmented and unclear, being divided between National Ministries, City Utilities, Municipal Organizations, Regulatory Authorities, Community-Based Organizations, the Informal Private Sector and sanitation users themselves.

Currently sanitation service delivery is undertaken by a mixture of Utilities, Municipalities and Regulators. DAWASA will be responsible for overall coordination and supervision of Off-Grid sanitation activities. Other institution as detailed in PIM are summarised below:

1. MoHCDGEC,
2. MoW,
3. RS,
4. DLGAs,
5. NGOs,
6. PO

5.2.1 Ministry of Water

Ministry of Water will be responsible with setting Policy and guidelines specific to FSM and overall project coordination and implementation support .

5.2.2 DAWASA

DAWASA will provide a foundation and resources for the overall implementation of Off-Grid Sanitation.

Directorate of Infrastructure Development will be the department within DAWASA responsible for overseeing the implementation of the WSSP II including Off-Grid Sanitation Sub component. The head of this department will report directly to the DAWASA Chief Executive Officer and will generally be responsible for:

1. Coordination of the Off-Grid Sanitation Steering Committee as well as establishing a general agenda and timetable for Steering Committee meetings with consultation with Steering Committee Chairperson and providing secretariat services.
2. Coordinating inputs as required from other Directorates within DAWASA such as Procurement, Infrastructure Development, and Finance, etc.
3. Signing, supervising and monitoring contracts / agreements
4. Setting up Sub-project Agreements with successful communities.
5. Monitoring and reporting overall progress of the Off-Grid Sanitation
6. Reviewing and evaluating the operation and management of the community sanitation schemes.

In support of Sub Component 3.2: a Sanitation coordination team led by PO-RALG - Regional Secretariat will be established to coordinate implementation of the Off- Grid sanitation services. The technical department in the municipalities in coordination with DAWASA will be responsible for implementation of the off-grid sanitation component. DLGAs through Health, Legal unit and Water departments will coordinate the formation or improvement of existing Sanitation by laws and regulations and thereafter enforcing them for the sustainability of Off Grid Sanitation facilities. Areas where these facilities will be built people will be required to connect. DLGAs will be responsible for identification and facilitation of Land acquisition for construction of Off- Grid Sanitation facilities, and management of Public toilets.

5.2.3 MoHCDGEC/MoW:
Policy and guidelines specific to FSM.

5.2.4 DLGAS under Regional Secretariat:

Roles and responsibilities of the DLGAs will include:

1. Creating awareness and mobilization of the community
2. Formulation of Municipal Facilitation Team comprised of specialists from Water, Health, Education, Community Development departments that will be tasked to assist consultants/Contractors/PO on implementation and operation of Off Grid Sanitation facilities
3. Coordination of the formation of Sanitation by-laws and regulations and thereafter enforcing them for sustainability of Off Grid Sanitation facilities through Legal unit, Health and Water Department
4. Identification and facilitation of land acquisition for construction of Off- Grid Sanitation facilities
5. Establish and capacitate the grievance redress mechanism (GRM) team
6. Monitor and evaluate project implementation, trouble shooting and responding to grievances raised by Grievance Redress Mechanisms (GRM) teams
7. Prepare and submit to WSS SC a monthly project implementation progress report

5.2.5 WSS Steering Committee

Given the multiplicity of institutions with varying roles, a WSS Steering Committee (SC) will be set up under the project to ensure coordination, synergy, and dovetailing. This SC will be newly set up or be adopted from some of the other projects (for example, Dar es Salaam Metropolitan Development Program [DMDP]) which may have similar steering mechanisms. This steering committee will be chaired by the Head of the Water Sector from RS and DAWASA will provide the secretary to WSS SC.

The RS will chair the Off Grid WSS Steering Committee, which will be comprised of representatives from the DAWASA, RS, WRBO, MOW, DLGAs i.e Temeke, Ilala, Kinondoni, Kigamboni and Ubungo. The Steering Committee will be responsible for providing general oversight of the selection and approval of sub-projects for implementation by the Off-Grid Water Supply and Sanitation. The key responsibilities of the Off Grid WSS Steering Committee include:

1. Reviewing overall Off Grid Sanitation implementation arrangements
2. Reviewing and approving Off Grid Sanitation sub-project operational guidelines
3. Reviewing and approving Off Grid Sanitation sub-project proposals

4. Reviewing overall Off Grid Sanitation progress and performance and providing guidance for improvements if needed
5. Conflict Resolution as per PIM.

5.2.6 Private Operator (PO):

The domestic private sector will be a major institution which will require to be involved for sanitation in low-income settlements. Their involvement will include approaches to empty faecal sludge from latrine pits and septic tanks. This could be through vacuum trucks, or in areas where access is difficult, small 'gulper' technologies.

Private Operator will form the basic unit for planning and eventually operating and managing the community-based sanitation schemes implemented under the off-grid sanitation. Off-grid sanitation POs, will be responsible for:

1. Possession of necessary registration as per requirements.
2. Undertaking training and development in operations and maintenance, financial management, monitoring and reporting.
3. Operating and maintaining the off-grid sanitation Scheme in a sustainable manner and providing equitable access to the service for everyone in the community
4. Maintaining adequate records and reporting on technical and financial performance to DLGAs and DAWASA.

5.2.7 NGOs/ Consultant:

NGO will be responsible for Capacity building, mobilization of community; media campaigns

DAWASA will contract with a reputable NGO active in the DAWASA service area as implementing agents for the off- grid Sanitation. The key roles of the off-grid sanitation NGO include:

1. Mobilising community groups to identify all sanitation needs and raising awareness within community groups about sanitation issues.
2. Assisting community members to obtain legal status if required and to set up the necessary bank accounts, for the community to qualify for funding from micro finance institution for toilet improvements.
3. Undertaking a needs analysis and preparing a subproject proposal design, budget, impact assessment, operational and maintenance of the sanitation facility
4. Preparing subproject proposals in association with the community members for consideration by the off-grid sanitation Steering Committee.
5. Sensitization and training of POs to operate, maintain, and manage off-grid sanitation systems.

6. Assisting DAWASA to develop suitable O&M guidelines/manuals and financial management guidelines for use by the POs in operating and managing the completed schemes.

5.3 SELECTION CRITERIA

DAWASA, in consultation with the five municipalities Ilala, Temeke, Kinondoni, Kigamboni and Ubungo will identify communities which are eligible for Off-Grid Sanitation sub-project under the WSSP II, in the eligible project area using the criteria mentioned in the PIM. The criteria will include the availability of land resources for the project activities as additional criteria.

Each of these criteria will be allocated a score, and the communities prioritized according to their total score. Keeping in mind the decisions of other interventions (for example, DMDP), WSSP-II will invest in those communities, which have the highest need.

The five municipalities will be the focal point for planning, prioritizing, and implementing the off-grid sanitation in their areas. A comprehensive master sanitation plan, based on empirical data and evidence, will form the basis for this planning and implementation.

The results of the ongoing efforts to map the city on the said indicators, will form the basis for the planning efforts by the stakeholders.

Summary of Institutional Roles for Sanitation Provision

MoH/MoW/PO-RALG	Policy and guidelines specific to FSM
MoW	Overall project coordination and implementation support
EWURA	Regulate performance of DAWASA
DAWASA	Facilitating the establishment and operation of treatment facilities (FSM and the like and facilitating the development of options for transportation and treatment of this waste, establishment and management of public toilets; regulating the services of transporters
Municipalities	Facilitating the upgrading of unimproved household toilets to improved ones and regulation of waste disposal; facilitating the availability of land for decentralized systems; provide licenses to private transport operators
Private sector	Development of infrastructure for transportation and treatment, operation
NGOs	Capacity building, mobilization of community; media campaigns

TBS	Setting up of standards for effluent disposal
NEMC	Regulation of disposal of effluent

6.0 EFFECTIVENESS AND DURATION OF MoU

- 6.1. This MoU will become effective on the date of signature by all parties.
- 6.2. This MoU shall remain in force until end Closure of the Second WSSP, or as shall be mutually agreed by the parties hereto.

7.0 AMENDMENTS

This MoU may be amended at any time with the written agreement of the parties hereto.

8.0 CONFLICT RESOLUTION

In the event of any differences arising with respect to the provisions of this MoU, the parties will endeavour to find a solution through dialogue and consultation.

9.0 INFORMATION AND NOTICES

- 9.1. The parties to this MoU will furnish to each other all such information in relation to the WSSP II as will be reasonably requested in a timely manner.
- 9.2. Any notices or documents given, made or sent by the parties in relation to this MoU will be in writing and will be deemed to have been duly given, made or sent to the organization or person to which it is addressed at the time of its delivery by hand, mail, or courier at its respective address, as listed in this MoU.
- 9.3. Any party hereto may, by written notice to the other parties, change the address to which any notice or request for the Participant so giving such notice will be addressed.
- 9.4. All communications and documents submitted to any party and by any part will be in the English language.
- 9.5. The following addresses are specified for purposes of Section 16.2.

9.6 FOR THE PARTIES

Permanent Secretary

Ministry of Water

Address

Tel:

E-mail:

Chief Executive Officer

DAWASA

Address

Tel:

E-mail:

Region Administrative Secretary

Dar es Salaam Region

Address:

Tel:

E-mail:

Municipal Director

Temeke Municipal Council

Address:

Tel:

E-mail:

Municipal Director

Ilala Municipal Council

Address:

Tel:

E-mail:

Municipal Director

Kinondoni Municipal Council

Address:

Tel:

E-mail:

Municipal Director

Ubungo Municipal Council

Address:

Tel:

E-mail:

Municipal Director





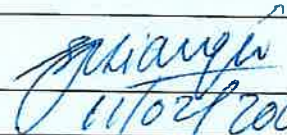



Kigamboni Municipal Council

Address:

Tel:

E-mail:

Signed by the duly authorized representatives of the parties as hereunder:


Permanent Secretary Ministry of Water	
	Date 18/2/2019
Regional Administrative Secretary Dar es Salaam	
	Date 1/2/2019
CEO DAWASA	
	Date 23.01.2019
Municipal Director Temeke	
	Date
Municipal Director Ilala	
	Date 11/02/2019
Municipal Director Ubungo	
	Date 07/02/2019
MD Kinondoni	
	Date 07/02/2019
Municipal Director Kigamboni	
	Date 09/02/2019

Appendix VI: Faecal Sludge and Septage Laboratory analysis results

ARDHI UNIVERSITY
School of Environmental Science and Technology

TEL: +255 738 357 310
+255 738 357 311
+255 738 357 312

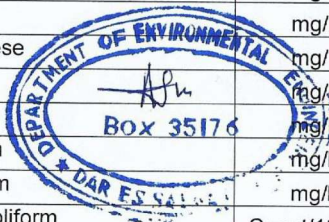
FAX: (255-022) – 277 5391



P. O. BOX 35176
DAR ES SALAAM
E-MAIL: aru@aru.ac.tz
WEBSITE: http://www.aru.ac.tz

Client: **WWS**
Date: **20 July 2021**
Source: **Wastewater (DSM)**

S/N	Parameters	Unit	KJDM-02	TMK DM-02	IUST 02	UBDM 02	KNIST-02	ILDm-02	KGIST-02	TMIST-02
1	pH		7.95	8.17	7.74	8.59	7.62	7.35	7.53	7.92
2	Temperature	°C	24.4	24.8	24.10	24.20	25.30	23.90	24.6	24.30
3	Electric conductivity	µS/cm	2024	1312	1854	3335	1682	5250	1196	5786
4	Total Dissolved solids	mg/l	1023	658	917	1668	841	2496	598	2872
5	Total solids	mg/l	1114	5148	1190	2470	6252	13162	1104	3386
6	Volatile solids	mg/l	432	319	302	530	3280	7120	384	1298
7	Nitrate –Nitrogen	mg/l	11.50	7.50	6.25	70.0	46.25	24.50	3.50	2.50
8	Ammonia-Nitrogen	mg/l	675.2	660.4	632	728.4	696.8	881.2	614	926.8
9	Phosphate	mg/l	356	398	311	660	543	425	191	1097
10	Iron	mg/l	0.083	0.054	0.123	0.017	0.161	0.089	0.072	0.109
11	Chemical oxygen demand	mg/l	774	2970	314	694	1290	5032	260	1230
12	Biological oxygen demand	mg/l	166	398	95	213	435	278	87	429
13	Lead	mg/l	<0.01	0.235	0.062	<0.01	<0.01	0.141	0.114	0.391
14	Nickel	mg/l	0.041	<0.01	<0.01	0.020	0.024	<0.01	0.054	<0.01
15	Manganese	mg/l	0.068	0.061	0.084	0.101	0.068	0.059	<0.01	0.038
16	Copper	mg/l	<0.01	<0.01	<0.01	<0.01	0.012	<0.01	<0.01	<0.01
17	Zinc	mg/l	0.011	<0.01	0.026	0.012	0.013	<0.01	<0.01	<0.01
18	Cadmium	mg/l	0.033	0.038	0.029	0.031	0.048	0.159	<0.01	0.149
19	Chromium	mg/l	<0.01	0.254	0.036	<0.01	<0.01	0.188	0.114	0.162
20	Faecal coliform	Count/100ml	57*10 ⁸	26*10 ⁸	44*10 ⁸	14*10 ⁴	63*10 ⁸	12*10 ⁸	49*10 ⁸	61*10 ⁸
21	Total coliform	Count/100ml	72*10 ⁸	43*10 ⁸	68*10 ⁸	25*10 ⁴	94*10 ⁸	39*10 ⁸	76*10 ⁸	83*10 ⁸



S/N	Parameters	Unit	UBIST-02	KG-PT-03	UB-PT=05	UBIST-01	TMK-PT 04	KN-PT-01	KNDM-02
1	pH		8.73	7.42	8.56	7.83	8.50	8.51	8.62
2	Temperature	°C	24.9	25.2	24.6	24.9	25.10	24.20	25.60
3	Electric conductivity	µS/cm	2145	2425	5692	1656	12584	5582	3712
4	Total Dissolved solids	mg/l	1077	1221	2904	830	6296	2796	1849
5	Total solids	mg/l	1218	122890	12946	1188	45568	6420	9452
6	Volatile solids	mg/l	474	54136	9436	568	29564	3454	6340
7	Nitrate –Nitrogen	mg/l	6.25	11.70	180	230	15.50	14.50	21.50
8	Ammonia-Nitrogen	mg/l	706	877.2	2055	842	2205.6	1833.6	784.4
9	Phosphate	mg/l	371	1280	1372	565	563	512	541
10	Iron	mg/l	0.017	0.291	0.122	0.051	0.165	0.116	0.059
11	Chemical oxygen demand	mg/l	256	3726	493	168	15270	1732	3844
12	Biological oxygen demand	mg/l	63	217	218	52	230	390	236
13	Lead	mg/l	<0.01	<0.01	0.157	0.383	0.242	<0.01	0.175
14	Nickel	mg/l	0.075	0.027	<0.01	0.048	0.088	0.010	<0.01
15	Manganese	mg/l	<0.01	0.098	0.018	0.090	<0.01	0.074	0.053
16	Copper	mg/l	<0.01	<0.01	<0.01	0.072	0.020	<0.01	<0.01
17	Zinc	mg/l	<0.01	0.013	0.048	<0.01	0.074	0.076	<0.01
18	Cadmium	mg/l	0.117	0.072	0.037	0.044	<0.01	0.064	0.072
19	Chromium	mg/l	0.026	<0.01	0.069	<0.01	<0.01	<0.01	<0.01
20	Faecal coliform	Count/100ml	22*10 ⁸	58*10 ⁸	14*10 ⁸	33*10 ⁸	75*10 ⁸	58*10 ⁸	46*10 ⁸
21	Total coliform	Count/100ml	36*10 ⁸	75*10 ⁸	21*10 ⁸	48*10 ⁸	89*10 ⁸	66*10 ⁸	54*10 ⁸

Sampling done by client, na= Not available/applicable p



Dar es Salam Water and Sanitation Authority



WASTERWATER QUALITY ANALYSIS REPORT

17-03-2021

SITE NAME	pH	TDS(Total dissolved solids)	SULPHATE	AMMONIA	SULPHIDE	PHOSPATES	NITRITE	NITRATE	DO (Dissolved Oxygen)
MBURAHATI	7.47	1758	95	0.084	0.08	1.50	0.227	5.72	3.66
MLALAKUWA	7.26	1619	70	0.096	0.09	1.34	0.198	6.16	2.15
TEMEKE WAILES	7.46	1047	97	0.00	0.00	24.9	0.198	4.18	2.36
KIPAWA MAJANI YA CHAI	7.34	2000	37	0.00	0.00	2.13	0.485	18.4	3.46
TUNGI KIGAMBONI	7.07	1144	138	0.00	0.03	1.20	0.211	4.4	1.74
TUANGOMA	7.8	1224	193	0.312	0.04	3.75	0.181	0.792	1.52
STANDARDS	10	3000	500mg/l SO ₄	10 mg/l NH ₃	1.0 mg/l s	6 mg/L PO ₄	1.0 mg/INO ₂	30mg/l NO ₃	Not mentioned

REMARKS

Due to analysis done, the results show that wastewater quality meets environmental discharges standards.

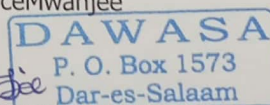
Analyst

WankyoMarwa

WankyoMarwa

Approved by:

JolyceMwanjee



Dar es Salam Water and Sanitation Authority



WASTERWATER QUALITY ANALYSIS REPORT

17-03-2021

SITE NAME	pH	TDS(Total dissolved solids)	SULPHATE	AMMONIA	SULPHIDE	PHOSPATES	NITRITE	NITRATE	DO (Dissolved Oxygen)
MBURAHATI	7.47	1758	95	0.084	0.08	1.50	0.227	5.72	3.66
MLALAKUWA	7.26	1619	70	0.096	0.09	1.34	0.198	6.16	2.15
TEMEKE WAILES	7.46	1047	97	0.00	0.00	24.9	0.198	4.18	2.36
KIPAWA MAJANI YA CHAI	7.34	2000	37	0.00	0.00	2.13	0.485	18.4	3.46
TUNGI KIGAMBONI	7.07	1144	138	0.00	0.03	1.20	0.211	4.4	1.74
TUANGOMA	7.8	1224	193	0.312	0.04	3.75	0.181	0.792	1.52
STANDARDS	10	3000	500mg/l SO ₄	10 mg/l NH ₃	1.0 mg/l s	6 mg/L PO ₄	1.0 mg/INO ₂	30mg/l NO ₃	Not mentioned

REMARKS

Due to analysis done, the results show that wastewater quality meets environmental discharges standards.

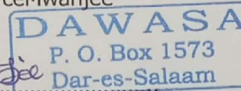
Analyst

WankyoMarwa

WankyoMarwa

Approved by:

JolyceMwanjee



UNIVERSITY OF DAR ES SALAAM
COLLEGE OF ENGINEERING AND TECHNOLOGY
DEPARTMENT OF WATER RESOURCES ENGINEERING
P.O. BOX 35131 - DAR ES SALAAM - TANZANIA

General Line: Tel.: +255 22 2410500-8, Ext. 2850
Direct Line: +255 22 2410762
Fax: +255 22 2410114 or 2410411 or 2410029



E-mail: wrep@udsm.ac.tz
Website: www.coet.udsm.ac.tz
www.udsm.ac.tz

Our Ref.: WRE/WQL/08/2021

Date:- 27th August, 2021

WASTE WATER QUALITY TEST RESULTS

PROJECT NAME: DAWASA OFF GRID SANITATION PROJECT IN DAR ES SALAAM.

CLIENT: DOHWA ENGINEERING COMPANY LIMITED

Table 1: Summary of Physical, Chemical and Bacteriological Analyses of Waste Water samples tested.

S/N	PARAMETERS	UNITS	VALUE ATTAINED				
			KNIST-01	UBDM-01	TMDM-01	ILIST-01	ILDm-01
1	pH	-	7.1	7.3	7.5	7.5	6.9
2	Temperature	°C	28.7	29.3	31.5	29.7	30.2
3	E/Conductivity	uS/cm	5590	1380	4950	3430	2860
4	Total Dissolved Solids	mg/l	2800	700	2510	1720	1440
5	Total Suspended Solids (TSS)	mg/l	450	1770	2290	400	2980
6	Total Solids	mg/l	2810	3180	2502	1860	6750
7	Total Volatile Solids	% of TS	36	68	70	33	59
8	BOD ₅	mg/l	700	3400	4700	800	4700
9	COD	mg/l	2800	11100	10700	3000	9600
10	Nitrate (NO ₃ -N)	mg/l	148	105	320	54	243
11	Ammonia (NH ₃ -N)	mg/l	115	70	117	30	465
12	Phosphate (PO ₄ ⁻³)	mg/l	86	233	320	263	180
13	Fecal coli form	No/100ml	1.0 x 10 ⁴	3.0 x 10 ³	2.0 x 10 ³	1.4 x 10 ⁴	2.0 x 10 ⁴
14	Total Coli form	No/100ml	1.5 x 10 ⁸	9.0 x 10 ⁷	1.5 x 10 ⁸	2.3 x 10 ⁸	1.5 x 10 ⁸
15	Lead (Pb)	mg/l	0.62	1.70	1.06	1.56	0.55
16	Cadmium (Cd)	mg/l	0.017	0.026	0.038	0.037	0.012
17	Chromium (Cr)	mg/l	3.66	1.73	0.88	2.54	7.96
18	Nickel (Ni)	mg/l	0.80	0.66	0.36	0.83	0.94

F. Shagega

Signed by: F. Shagega
Water Quality Laboratory

Date: 27th August 2021



Table 1: Summary of Physical, Chemical and Bacteriological Analyses of Waste Water samples tested.

S/N	PARAMETERS	UNITS	VALUE ATTAINED				KDKM-01	IL-PT-02
			TMIST-01	KNDM-01	KGIST-01			
1	pH	-	7.3	6.5	9.9	7.1	7.6	
2	Temperature	°C	30.1	29.8	31.4	29.2	29.2	
3	E/Conductivity	mg/l	2040	1216	662	1298	4380	
4	Total Dissolved Solids	uS/cm	1100	610	340	660	2200	
5	Total Suspended Solids (TSS)	mg/l	550	1570	1770	1460	1630	
6	Total Solids	mg/l	1330	1800	1800	2200	4350	
7	Total Volatile Solids	% of TS	40	81	42	44	49	
8	BOD ₅	mg/l	1400	1750	980	4900	2500	
9	COD	mg/l	5500	5600	3600	10400	6900	
10	Nitrate (NO ₃ -N)	mg/l	94	292	119	207	310	
11	Ammonia (NH ₃ -N)	mg/l	47.5	52	6.25	87	102	
12	Phosphate (PO ₄ ⁻³)	mg/l	217	171	255	243	158	
13	Fecal coli form	No/100ml	1.0 x 10 ⁴	3.0 x 10 ³	2.0 x 10 ³	1.4 x 10 ⁴	2.0 x 10 ⁴	
14	Total Coli form	No/100ml	1.5 x 10 ⁸	9.0 x 10 ⁷	1.5 x 10 ⁸	2.3 x 10 ⁸	1.5 x 10 ⁸	
15	Lead (Pb)	mg/l	1.42	0.94	0.41	0.27	0.06	
16	Cadmium (Cd)	mg/l	0.030	0.032	0.041	0.043	0.039	
17	Chromium (Cr)	mg/l	2.83	5.31	4.35	3.51	4.16	
18	Nickel (Ni)	mg/l	0.78	0.70	0.74	0.49	1.01	

Signed by: 

F. Shagega

Water Quality Laboratory

Date: 27th August 2021



ARDHI UNIVERSITY
School of Environmental Science and Technology

TEL: +255 738 357 310
+255 738 357 311
+255 738 357 312



P. O. BOX 35176
DAR ES SALAAM
E-MAIL: aru@aru.ac.tz
WEBSITE: <http://www.aru.ac.tz>

FAX: (255-022) – 277 5391

ENVIRONMENTAL ENGINEERING LABORATORY

Wastewater Analysis Results

Client: **WWS**
Date Received: **23 July 2021**
Source: **Wastewater**

S/N	PARAMETER	Units	Buguruni 6/7/2021	Buguruni 8/7/2021	Vingunguti 6/7/2021	Vingunguti 8/7/2021
1	pH		8.59	8.77	7.92	8.07
2	Electric conductivity	μS/cm	4210	4235	3112	3010
3	Total dissolved solids	mg/l	1115	2108	1541	1503
4	Ammonia-Nitrogen	mg/l	1430.30	1447	1090.8	1099.60
5	Phosphate	mg/l	260	620	660	340
6	Nitrate nitrogen	mg/l	35.0	35.0	22.30	21.90
7	Chemical Oxygen Demand	mg/l	1622	2764	1243	1470
8	Biological Oxygen Demand	mg/l	478	582	314	238

Sampling done by: *client*.



UNIVERSITY OF DAR ES SALAAM
COLLEGE OF ENGINEERING AND TECHNOLOGY
DEPARTMENT OF WATER RESOURCES ENGINEERING
P.O. BOX 35131 - DAR ES SALAAM - TANZANIA

General Line: Tel.: +255 22 2410500-8, Ext. 2850
Direct Line: +255 22 2410762
Fax: +255 22 2410114 or 2410411 or 2410029



E-mail: wrep@udsm.ac.tz
Website: www.coet.udsm.ac.tz
www.udsm.ac.tz

Our Ref.: WRE/WQL/07/2021

Date:- 14th July, 2021

WASTE WATER QUALITY TEST RESULTS

PROJECT NAME: DAWASA OFF GRID SANITATION PROJECT IN DAR ES SALAAM.

CLIENT: DOHWA ENGINEERING COMPANY LIMITED


Table 1: Summary of Analyses of Waste Water sample tested from Vingunguti SSS


Source: Vingunguti SSS	UNIT S	UDSM		
		28062021- Afternoon	06072021- Morning	08072021- Morning
Chemical Oxygen Demand (COD)	mg/l	2370	1770	1750
Biochemical Oxygen Demand (BOD ₅)	mg/l	1410	990	940
Nitrate Nitrogen (NO ₃ -N)	mg/l	274	239	180
Ammonia Nitrogen (NH ₃ -N)	mg/l	85	100	170
Phosphate (PO ₄ ⁻³)	mg/l	320	410	460

Table 2: Summary of Analyses of Waste Water sample tested from Buguruni SSS

Source: Buguruni SSS	UNIT S	UDSM		
		28062021- Afternoon	06072021- Morning	08072021- Morning
Chemical Oxygen Demand (COD)	mg/l	1980	1570	1950
Biochemical Oxygen Demand (BOD ₅)	mg/l	1280	918	994
Nitrate Nitrogen (NO ₃ -N)	mg/l	184	340	430
Ammonia Nitrogen (NH ₃ -N)	mg/l	54	85	180
Phosphate (PO ₄ ⁻³)	mg/l	230	310	680

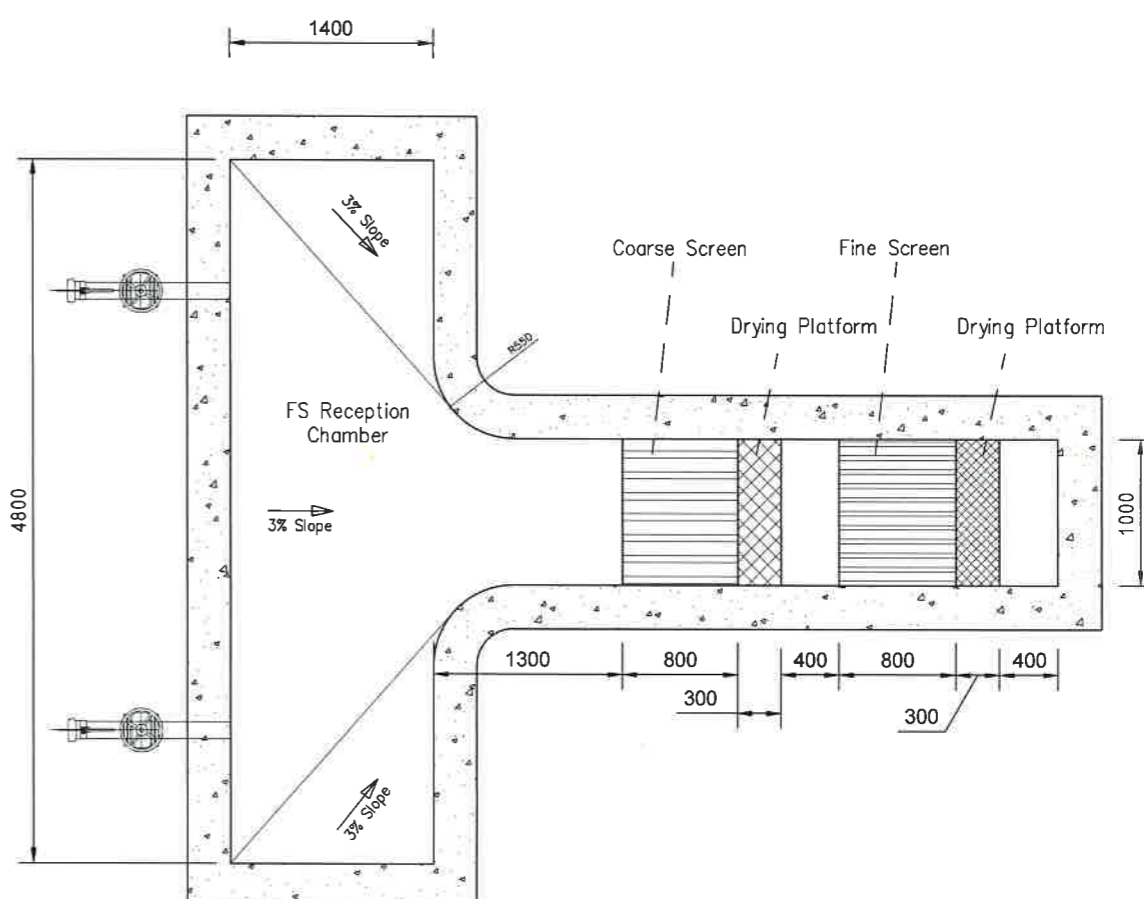
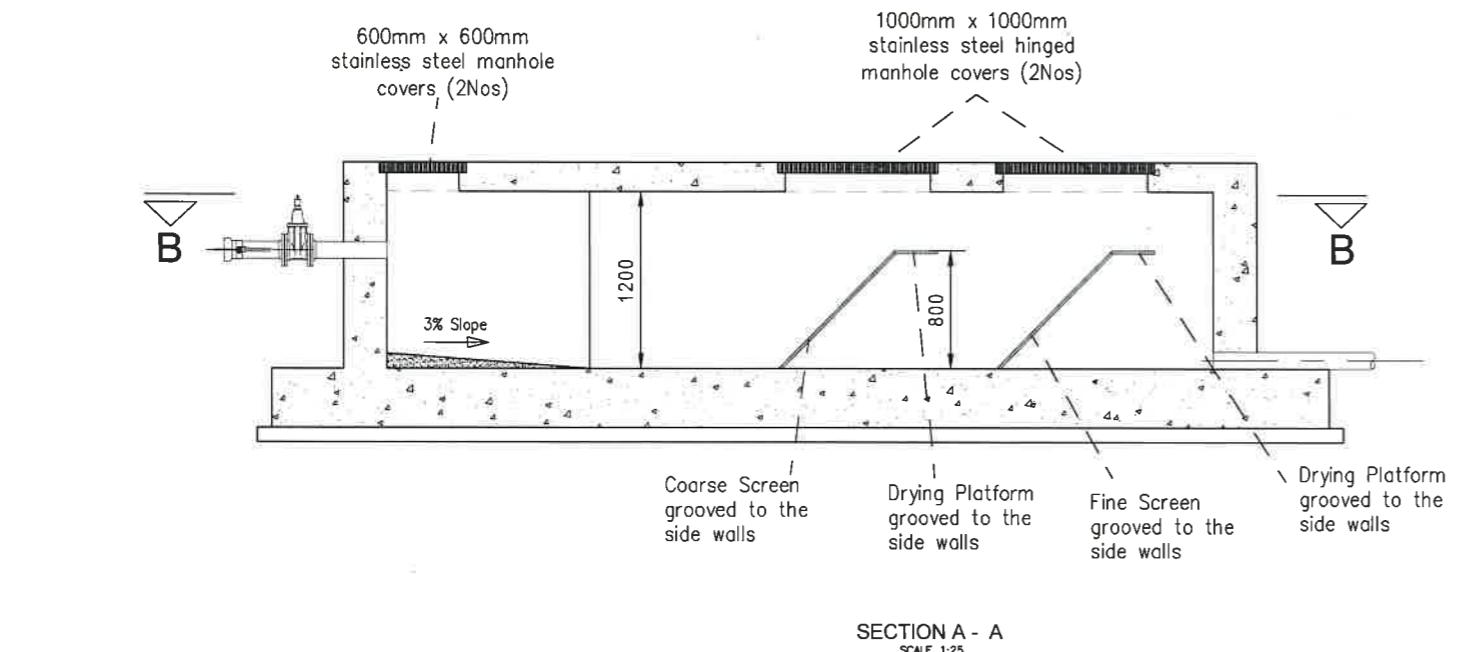
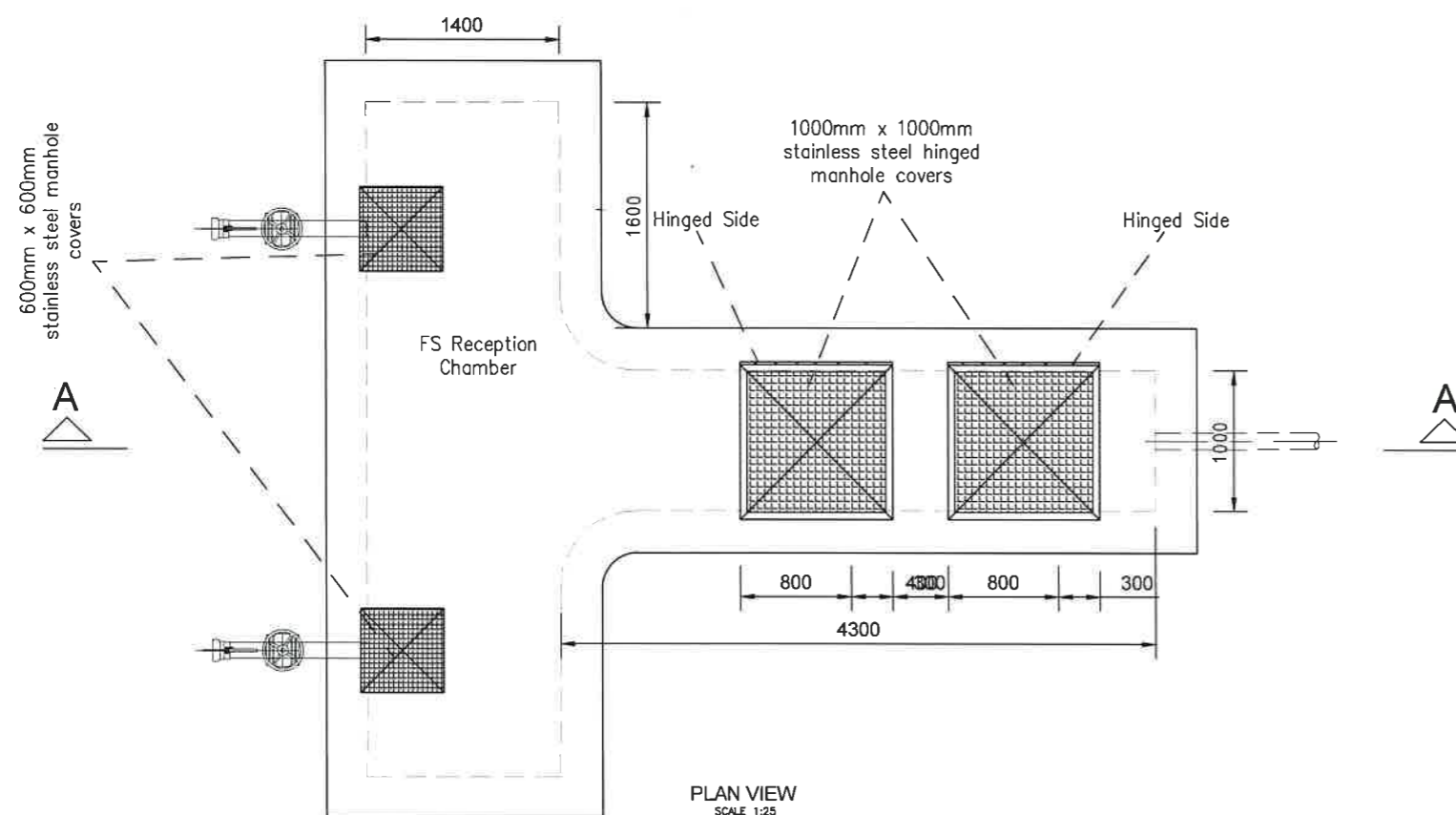
Signed by:


 F. Shagega
 Water Quality Laboratory



Appendix VII: Approved Architectural Drawings

Appendix VIII: Approved source of construction materials

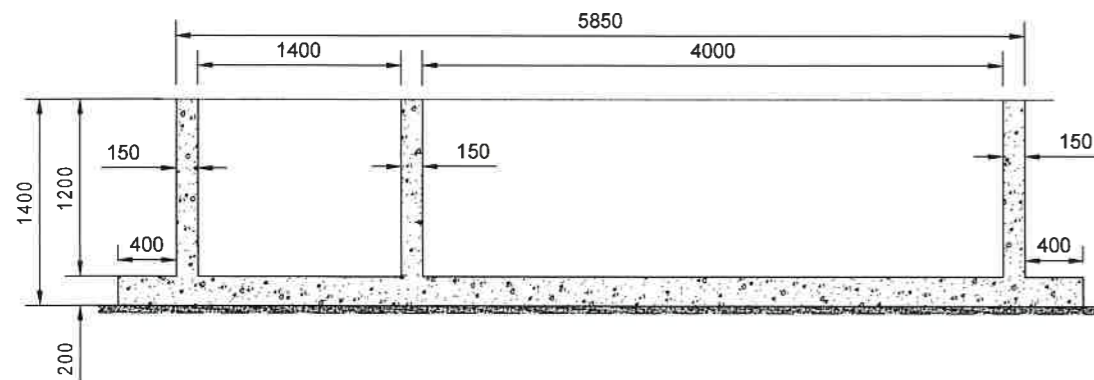
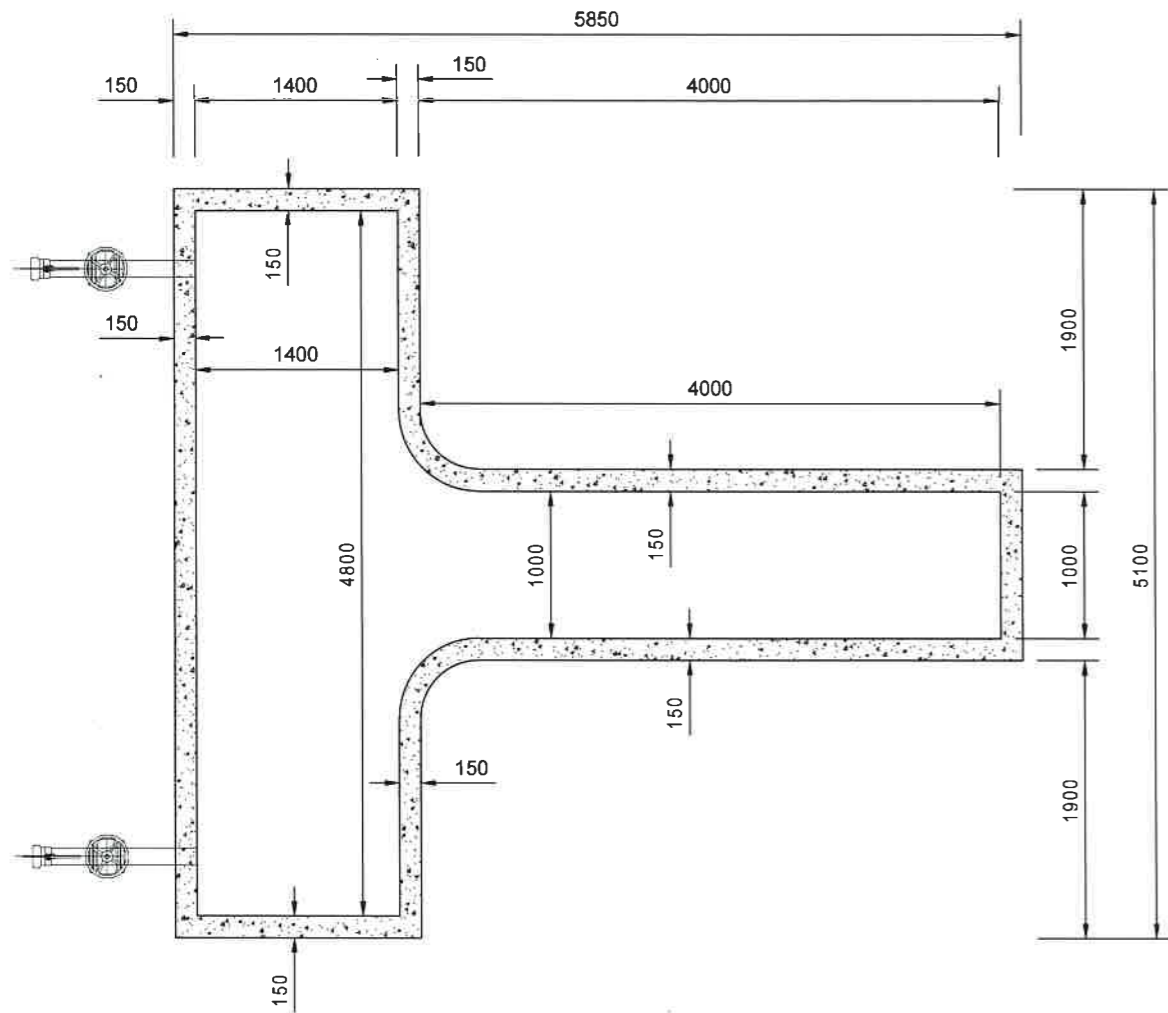


- NOTES:**
1. ALL DIMENSIONS ARE IN MILLIMETERS UNLESS OTHERWISE SHOWN
 2. DO NOT SCALE FROM THIS DRAWING
 3. THE SCALES GIVEN ON THIS DRAWING REFER TO THE A1 SIZE ORIGINAL DRAWING
 4. THE SUBGRADE SHALL BE COMPACTED TO 99% MAXIMUM DRY DENSITY BEFORE THE PLACEMENT OF HARDCORE
 5. CONCRETE SHALL BE CLASS C30/37 FOR STRUCTURAL MEMBERS AND CLASS C8/10 FOR BLINDING
 6. THE MAXIMUM SIZE OF AGGREGATE SHALL BE 20mm UNLESS OTHERWISE SHOWN
 7. REINFORCEMENT SHALL BE HIGH TENSILE DEFORMED TYPE WITH A CHARACTERISTIC YIELD STRESS OF AT LEAST 429N/mm²
 8. COVER TO REINFORCEMENT SHALL BE:
 - FOUNDATIONS 50mm
 - SLABS 25mm
 - WALLS AND BEAMS 30mm
 9. LAPS TO ALL REINFORCEMENT SHALL BE 50 * BAR DIAMETER UNLESS OTHERWISE SHOWN



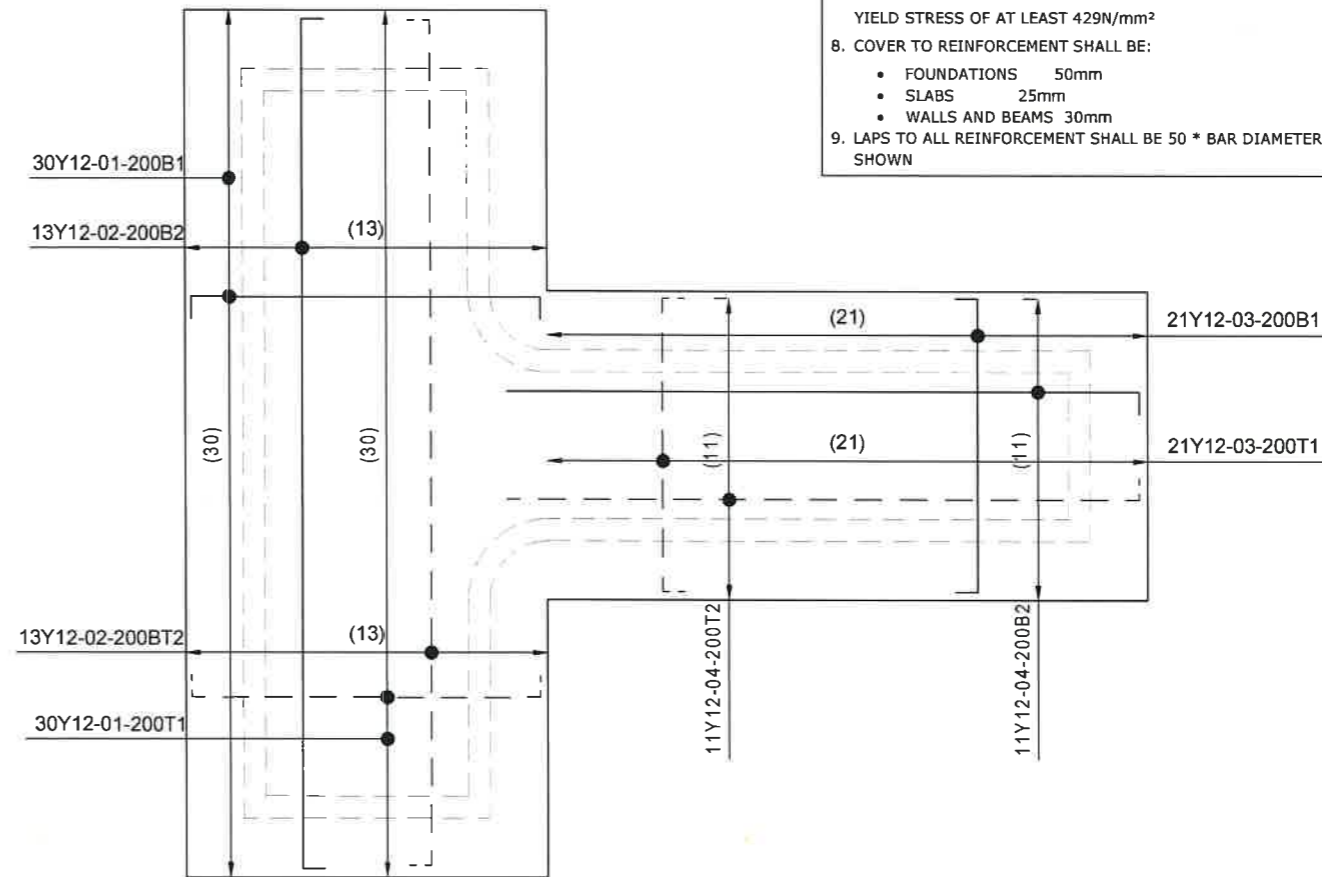
SECTION B-B
SCALE 1:25

DESIGN BY		SCALE	AS SHOWN	PROJECT	CONSTRUCTION OF FAECAL SLUDGE TREATMENT PLANTS (FSTP) WORKS IN DAR ES SALAAM	REVISION		CLIENT	DAR ES SALAAM WATER SUPPLY & SANITATION AUTHORITY (DAWASA)
DRAWN BY				TITLE	FECAL SLUDGE TREATMENT PLANT - MEDIUM SIZE (120m ³) GEZAULOLE FSTP - FEEDING & SCREENING TANK - LAYOUT PLAN AND SECTION GENERAL ARRANGEMENTS	DATE		CONSULTANT	DOHWA Engineering CO., LTD IN ASSOCIATION WITH LUPTAN CONSULTS LTD AND WWS
CHECKED BY						NATURE OF REV.			
APPROVED BY		DATE	JANUARY-2022			CHECKED BY			
SHEET NO:		DRAWING NO.	FSTP-103-01			APPROVED BY			

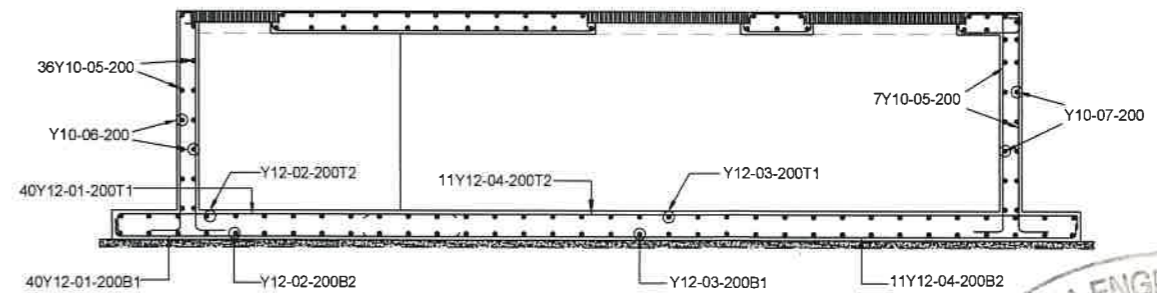


NOTES:

1. ALL DIMENSIONS ARE IN MILLIMETERS UNLESS OTHERWISE SHOWN
2. DO NOT SCALE FROM THIS DRAWING
3. THE SCALES GIVEN ON THIS DRAWING REFER TO THE A1 SIZE ORIGINAL DRAWING
4. THE SUBGRADE SHALL BE COMPACTED TO 99% MAXIMUM DRY DENSITY BEFORE THE PLACEMENT OF HARDCORE
5. CONCRETE SHALL BE CLASS C30/37 FOR STRUCTURAL MEMBERS AND CLASS C8/10 FOR BLINDING
6. THE MAXIMUM SIZE OF AGGREGATE SHALL BE 20mm UNLESS OTHERWISE SHOWN
7. REINFORCEMENT SHALL BE HIGH TENSILE DEFORMED TYPE WITH A CHARACTERISTIC YIELD STRESS OF AT LEAST 429N/mm²
8. COVER TO REINFORCEMENT SHALL BE:
 - FOUNDATIONS 50mm
 - SLABS 25mm
 - WALLS AND BEAMS 30mm
9. LAPS TO ALL REINFORCEMENT SHALL BE 50 * BAR DIAMETER UNLESS OTHERWISE SHOWN



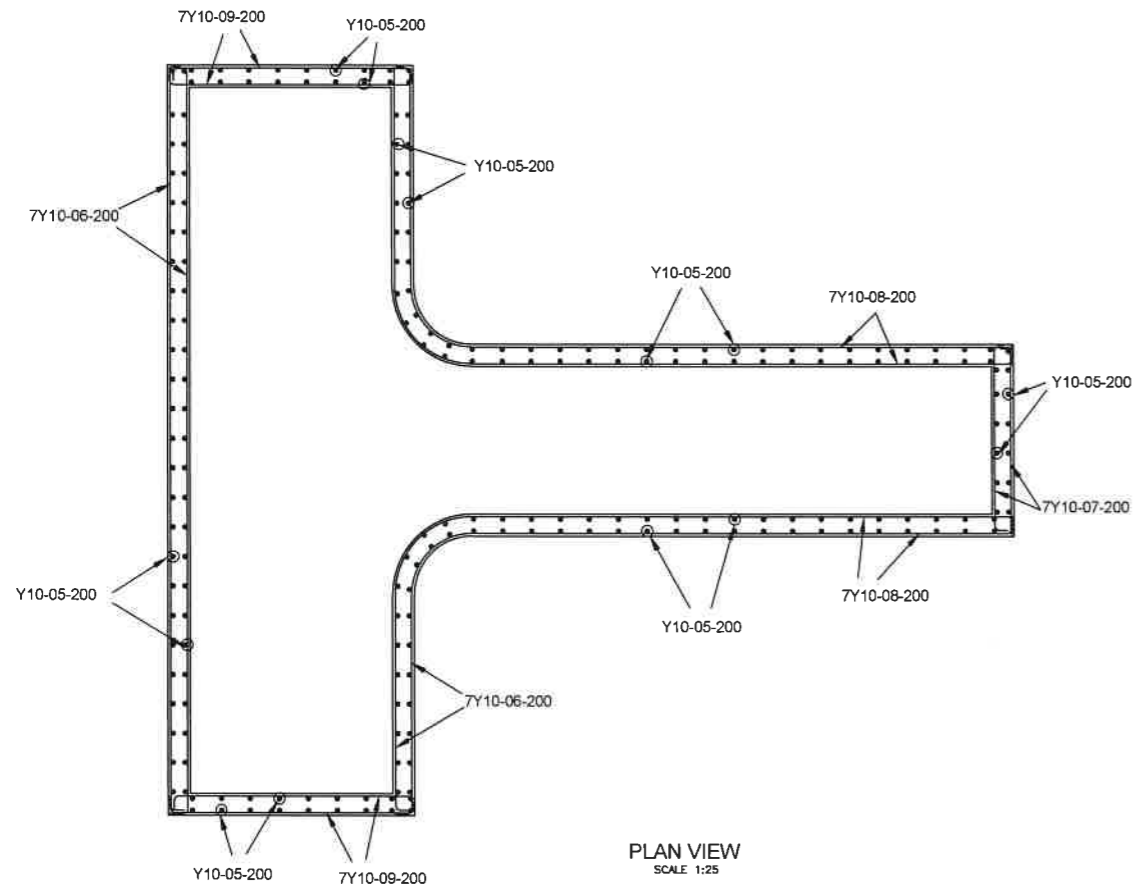
BOTTOM SLAB REINFORCEMENTS
SCALE 1:25



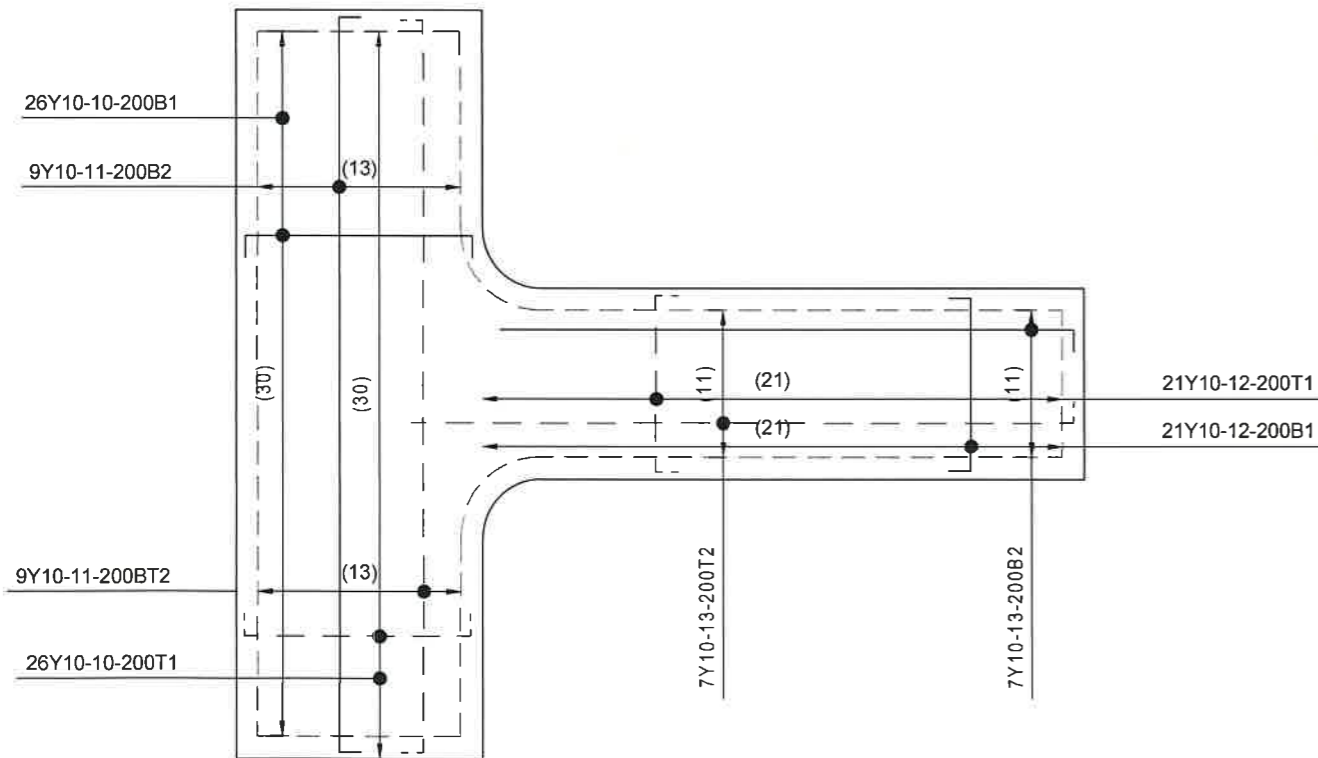
SECTION A - A
SCALE 1:25



DESIGN BY		SCALE	AS SHOWN	PROJECT	CONSTRUCTION OF FAECAL SLUDGE TREATMENT PLANTS (FSTP) WORKS IN DAR ES SALAAM	REVISION		CLIENT	DAR ES SALAAM WATER SUPPLY & SANITATION AUTHORITY (DAWASA)
DRAWN BY				TITLE	FECAL SLUDGE TREATMENT PLANT - MEDIUM SIZE (120m ³) GEZAULOLE FSTP - FEEDING & SCREENING TANK - LAYOUT PLAN, SECTION AND SECTIONS GENERAL ARRANGEMENTS	DATE		CONSULTANT	DOHWA Engineering CO., LTD IN ASSOCIATION WITH LUPTAN CONSULTS LTD AND WWS
CHECKED BY						NATURE OF REV.			
APPROVED BY		DATE	JANUARY-2022			CHECKED BY			
SHEET NO:		DRAWING NO.	FSTP-103-01			APPROVED BY			



PLAN VIEW
SCALE 1:25




TOP SLAB REINFORCEMENTS
SCALE 1:25

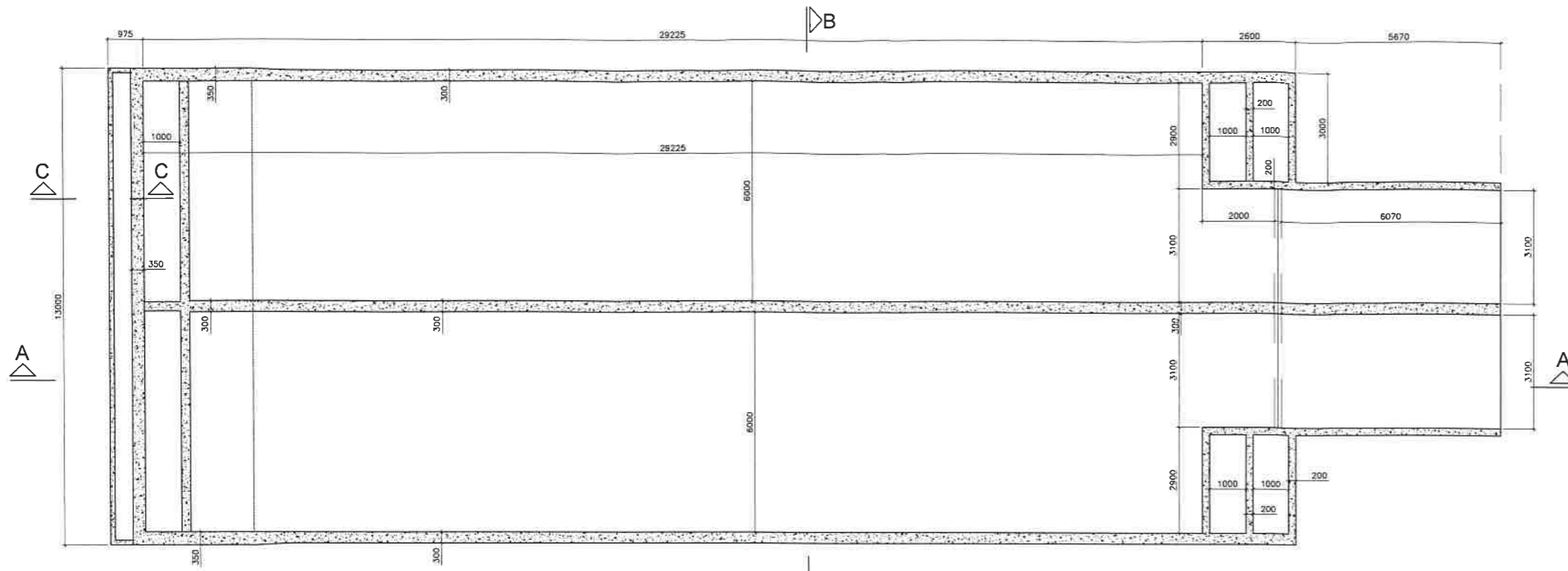
NOTES:

1. ALL DIMENSIONS ARE IN MILLIMETERS UNLESS OTHERWISE SHOWN
2. DO NOT SCALE FROM THIS DRAWING
3. THE SCALES GIVEN ON THIS DRAWING REFER TO THE A1 SIZE ORIGINAL DRAWING
4. THE SUBGRADE SHALL BE COMPACTED TO 99% MAXIMUM DRY DENSITY BEFORE THE PLACEMENT OF HARDCORE
5. CONCRETE SHALL BE CLASS C30/37 FOR STRUCTURAL MEMBERS AND CLASS C8/10 FOR BLINDING
6. THE MAXIMUM SIZE OF AGGREGATE SHALL BE 20mm UNLESS OTHERWISE SHOWN
7. REINFORCEMENT SHALL BE HIGH TENSILE DEFORMED TYPE WITH A CHARACTERISTIC YIELD STRESS OF AT LEAST 429N/mm²
8. COVER TO REINFORCEMENT SHALL BE:
 - FOUNDATIONS 50mm
 - SLABS 25mm
 - WALLS AND BEAMS 30mm
9. LAPS TO ALL REINFORCEMENT SHALL BE 50 * BAR DIAMETER UNLESS OTHERWISE SHOWN

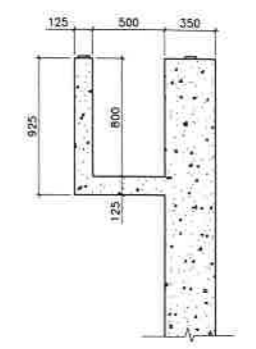
Mark	Diameter	Total Numbers	Length (mm)	Unit weight (kg/m)	Total weight (kg)	Bar bending shape
01	Y12	60	2700	0.888	144	
02	Y12	26	6100	0.888	141	
03	Y12	42	2300	0.888	86	
04	Y12	22	4700	0.888	92	
05	Y10	234	1700	0.616	245	
06	Y10	28	5350	0.616	93	
07	Y10	14	1450	0.616	13	
08	Y10	28	4300	0.616	75	
09	Y10	28	1850	0.616	32	
10	Y10	52	1850	0.616	60	
11	Y10	18	5350	0.616	60	
12	Y10	42	1450	0.616	38	
13	Y10	14	4300	0.616	37	
Total					1,116	



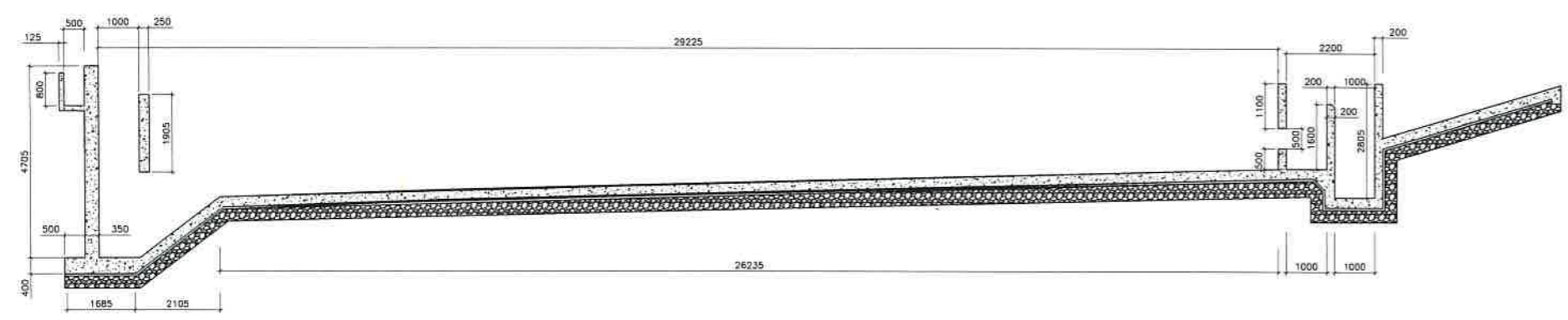
DESIGN BY		SCALE	AS SHOWN	PROJECT	CONSTRUCTION OF FAECAL SLUDGE TREATMENT PLANTS (FSTP) WORKS IN DAR ES SALAAM	REVISION		CLIENT	DAR ES SALAAM WATER SUPPLY & SANITATION AUTHORITY (DAWASA)
DRAWN BY				TITLE	FECAL SLUDGE TREATMENT PLANT - MEDIUM SIZE (120m ³) GEZAULOLE FSTP - FEEDING & SCREENING TANK - WALLS REINFORCEMENT DETAILS & BAR BENDING SCHEDULE	DATE		CONSULTANT	DOHWA Engineering CO., LTD IN ASSOCIATION WITH LUPTAN CONSULTS LTD AND WWS
CHECKED BY						NATURE OF REV.			
APPROVED BY		DATE	JANUARY-2022			CHECKED BY			
SHEET NO:		DRAWING NO.	FSTP-103-01-2			APPROVED BY			



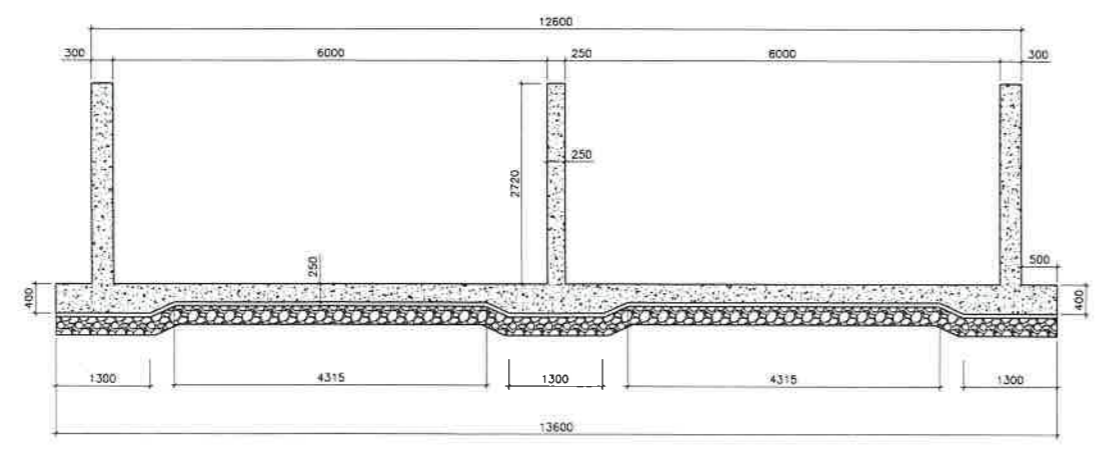
PLAN VIEW
SCALE 1:75



SECTION C - C
SCALE 1:25

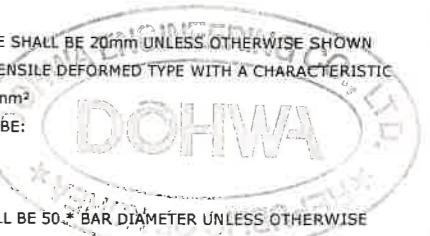


SECTION A - A
SCALE 1:75

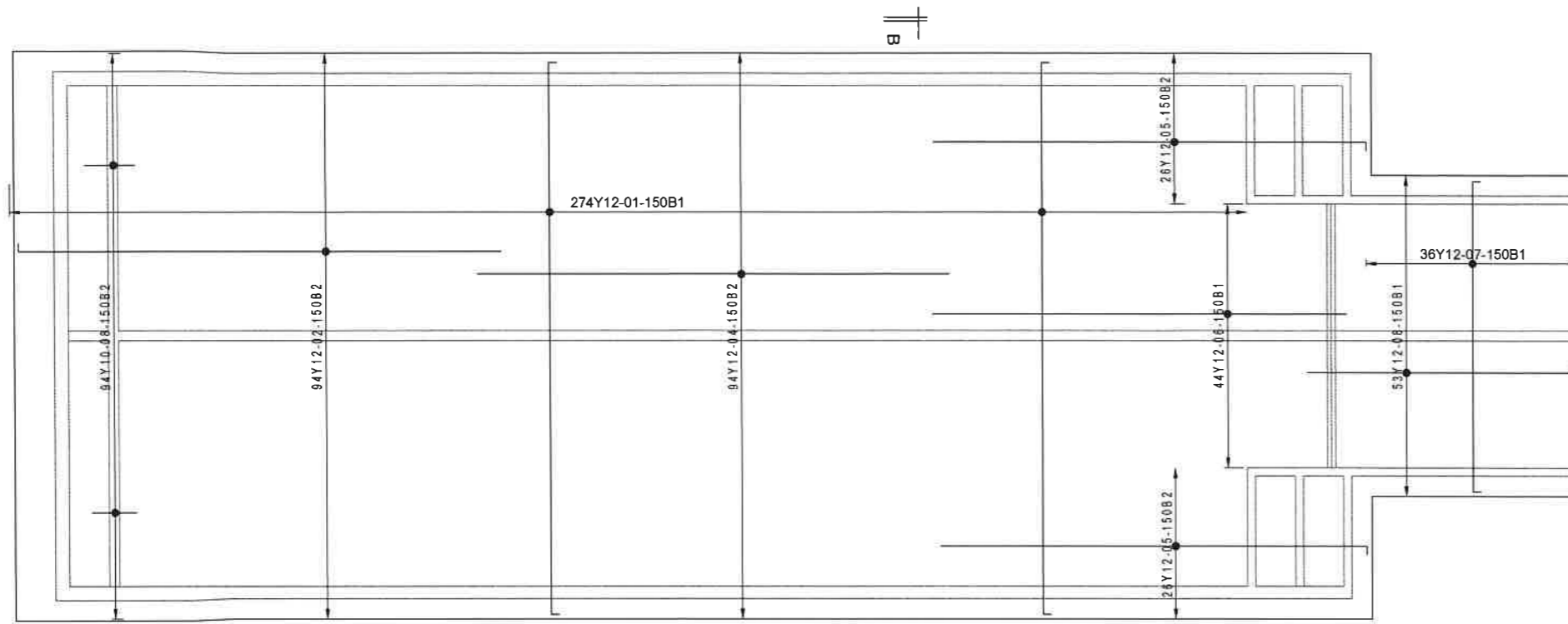


SECTION B - B
SCALE 1:50

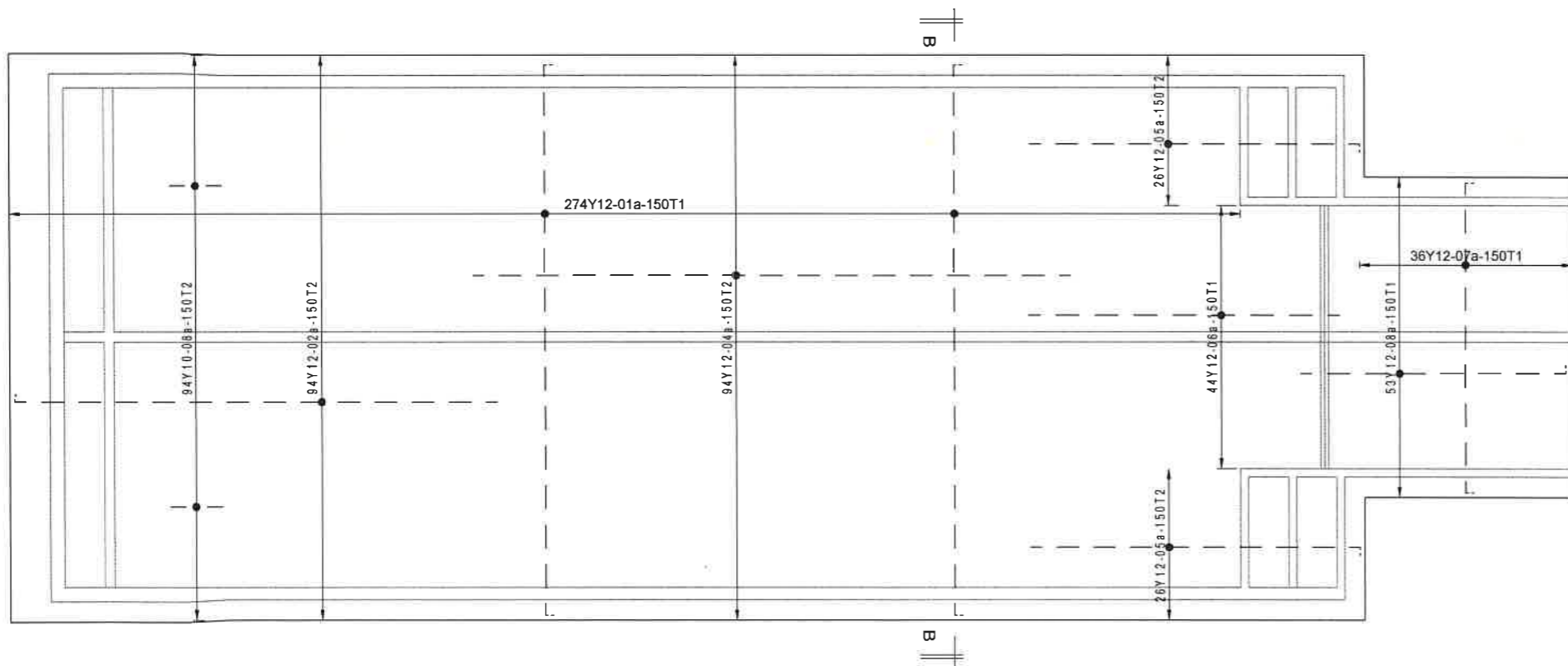
- NOTES:**
1. ALL DIMENSIONS ARE IN MILLIMETERS UNLESS OTHERWISE SHOWN
 2. DO NOT SCALE FROM THIS DRAWING
 3. THE SCALES GIVEN ON THIS DRAWING REFER TO THE A1 SIZE ORIGINAL DRAWING
 4. THE SUBGRADE SHALL BE COMPACTED TO 99% MAXIMUM DRY DENSITY BEFORE THE PLACEMENT OF HARDCORE
 5. CONCRETE SHALL BE CLASS C30/37 FOR STRUCTURAL MEMBERS AND CLASS C8/10 FOR BLINDING
 6. THE MAXIMUM SIZE OF AGGREGATE SHALL BE 20mm UNLESS OTHERWISE SHOWN
 7. REINFORCEMENT SHALL BE HIGH TENSILE DEFORMED TYPE WITH A CHARACTERISTIC YIELD STRESS OF AT LEAST 429N/mm²
 8. COVER TO REINFORCEMENT SHALL BE:
 - FOUNDATIONS 50mm
 - SLABS 25mm
 - WALLS AND BEAMS 30mm
 9. LAPS TO ALL REINFORCEMENT SHALL BE 50 * BAR DIAMETER UNLESS OTHERWISE SHOWN



DESIGN BY		SCALE	AS SHOWN	PROJECT	CONSTRUCTION OF FAECAL SLUDGE TREATMENT PLANTS (FSTP) WORKS IN DAR ES SALAAM	REVISION		CLIENT	DAR ES SALAAM WATER SUPPLY & SANITATION AUTHORITY (DAWASA)
DRAWN BY				TITLE	FECAL SLUDGE TREATMENT PLANT - MEDIUM SIZE (120m ³) GEZAULOLE FSTP - SLUDGE THICKENING TANK - LAYOUT PLAN AND SECTION GENERAL ARRANGEMENTS	DATE		CONSULTANT	DOHWA Engineering CO., LTD IN ASSOCIATION WITH LUPTAN CONSULTS LTD AND WWS
CHECKED BY						NATURE OF REV.			
APPROVED BY		DATE	JANUARY-2022			CHECKED BY			
SHEET NO:		DRAWING NO.	FSTP-103-02			APPROVED BY			



FOUNDATION BASE BOTTOM REINFORCEMENTS DETAILS

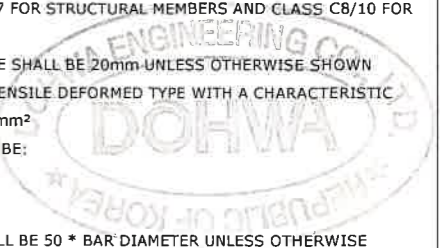


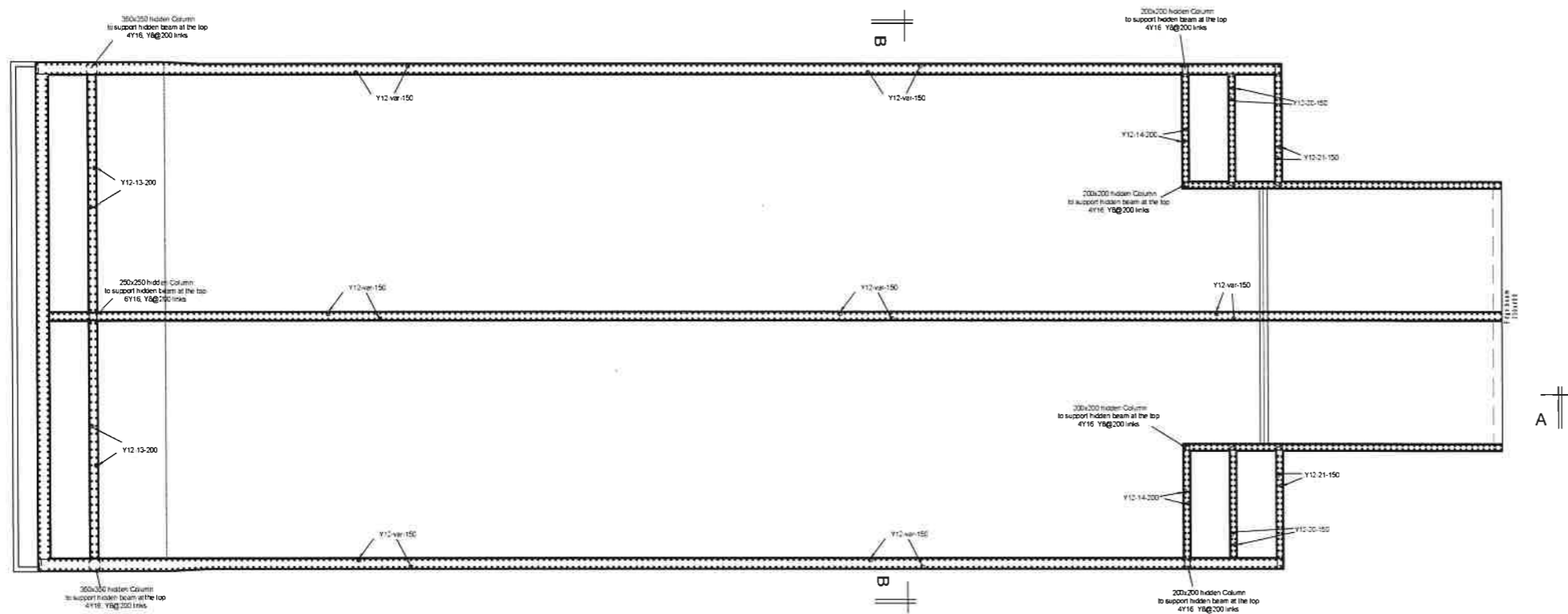
FOUNDATION BASE TOP REINFORCEMENTS DETAILS

NOTES:

1. ALL DIMENSIONS ARE IN MILLIMETERS UNLESS OTHERWISE SHOWN
2. DO NOT SCALE FROM THIS DRAWING
3. THE SCALES GIVEN ON THIS DRAWING REFER TO THE A1 SIZE ORIGINAL DRAWING
4. THE SUBGRADE SHALL BE COMPACTED TO 99% MAXIMUM DRY DENSITY BEFORE THE PLACEMENT OF hardcore
5. CONCRETE SHALL BE CLASS C30/37 FOR STRUCTURAL MEMBERS AND CLASS C8/10 FOR BLINDING
6. THE MAXIMUM SIZE OF AGGREGATE SHALL BE 20mm UNLESS OTHERWISE SHOWN
7. REINFORCEMENT SHALL BE HIGH TENSILE DEFORMED TYPE WITH A CHARACTERISTIC YIELD STRESS OF AT LEAST 429N/mm²
8. COVER TO REINFORCEMENT SHALL BE:
 - FOUNDATIONS 50mm
 - SLABS 25mm
 - WALLS AND BEAMS 30mm
9. LAPS TO ALL REINFORCEMENT SHALL BE 50 * BAR DIAMETER UNLESS OTHERWISE SHOWN

DESIGN BY		SCALE	1:75	PROJECT	CONSTRUCTION OF FAECAL SLUDGE TREATMENT PLANTS (FSTP) WORKS IN DAR ES SALAAM	REVISION		CLIENT	DAR ES SALAAM WATER SUPPLY & SANITATION AUTHORITY (DAWASA)
DRAWN BY				TITLE	FECAL SLUDGE TREATMENT PLANT - MEDIUM SIZE (120m ³) GEZAULOLE FSTP - SLUDGE THICKENING TANK - BOTTOM SLAB REINFORCEMENTS DETAILS	DATE		CONSULTANT	DOHWA Engineering CO., LTD IN ASSOCIATION WITH LUPTAN CONSULTS LTD AND WWS
CHECKED BY						NATURE OF REV.			
APPROVED BY		DATE	JANUARY-2022			CHECKED BY			
SHEET NO:		DRAWING NO.	FSTP-103-02-1			APPROVED BY			

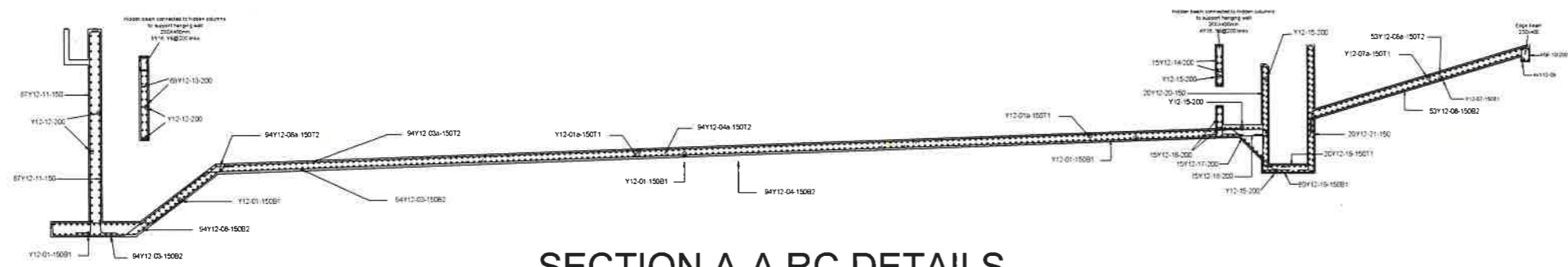




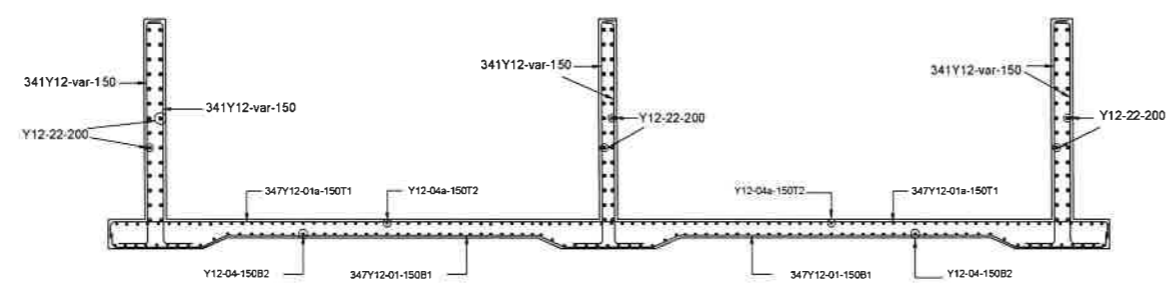
WALLS PLAN REINFORCEMENTS DETAILS
SCALE 1:75

BAR BENDING SCHEDULE FOR SLUDGE THICKENING TANK

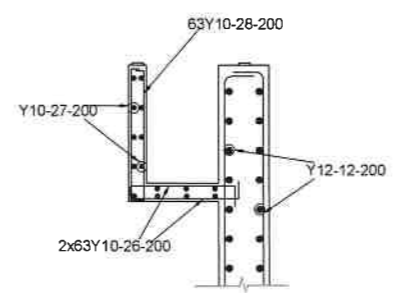
Diameter	Unit weight (kg/m)	Total weight (kg)
Y08	0.312	576
Y10	0.616	256
Y12	0.888	24,928
Y16	1.578	554
Total		26,314



SECTION A-A RC DETAILS
SCALE 1:75



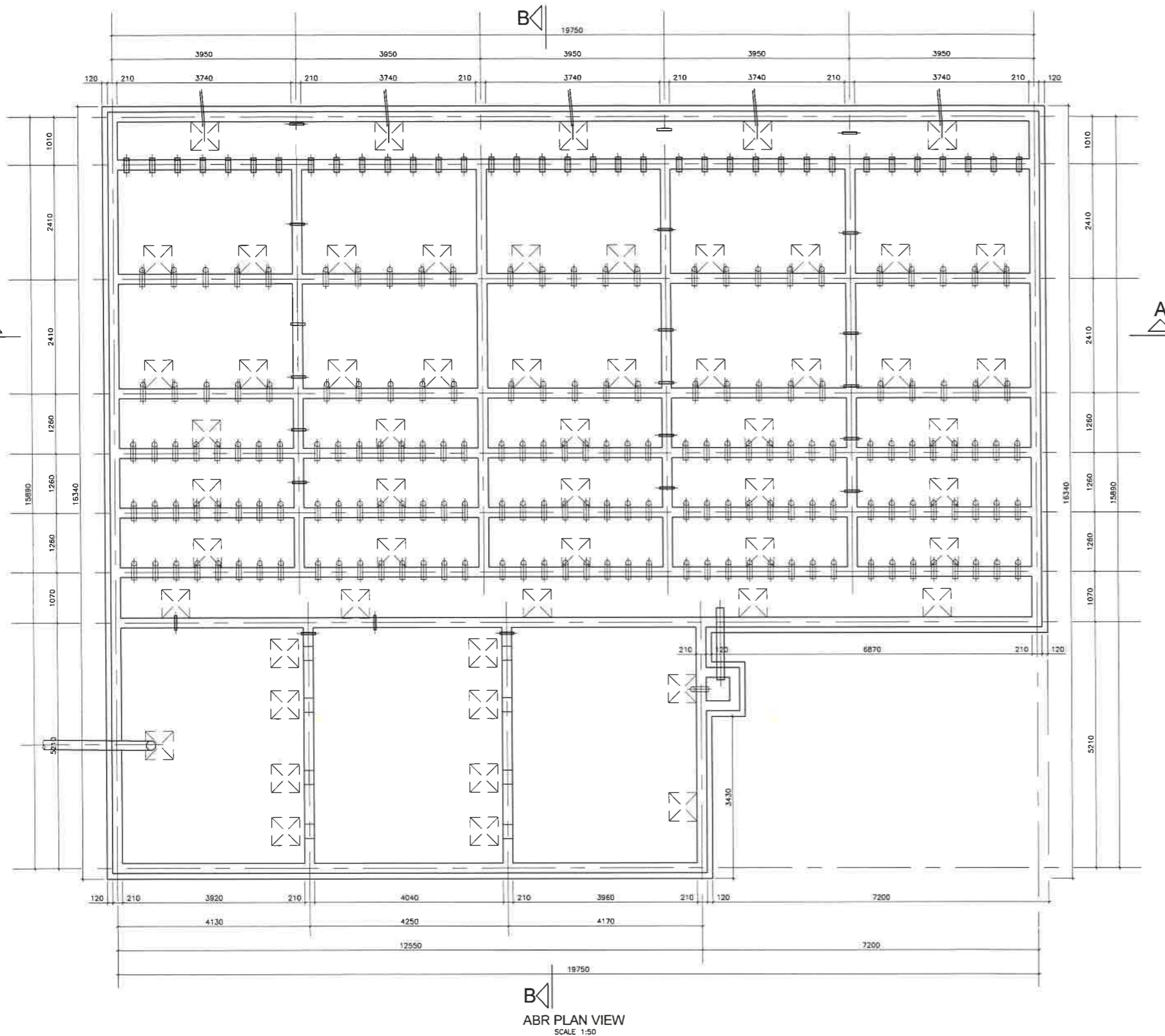
SECTION B-B RC DETAILS
SCALE 1:50



SECTION C-C RC DETAILS
SCALE 1:25

- NOTES:**
- ALL DIMENSIONS ARE IN MILLIMETERS UNLESS OTHERWISE SHOWN
 - DO NOT SCALE FROM THIS DRAWING
 - THE SCALES GIVEN ON THIS DRAWING REFER TO THE A1 SIZE ORIGINAL DRAWING
 - THE SUBGRADE SHALL BE COMPACTED TO 99% MAXIMUM DRY DENSITY BEFORE THE PLACEMENT OF HARDWARE
 - CONCRETE SHALL BE CLASS C30/37 FOR STRUCTURAL MEMBERS AND CLASS C8/10 FOR BLINDING
 - THE MAXIMUM SIZE OF AGGREGATE SHALL BE 20mm UNLESS OTHERWISE SHOWN
 - REINFORCEMENT SHALL BE HIGH TENSILE DEFORMED TYPE WITH A CHARACTERISTIC YIELD STRESS OF AT LEAST 429N/mm²
 - COVER TO REINFORCEMENT SHALL BE:
 - FOUNDATIONS 50mm
 - SLABS 25mm
 - WALLS AND BEAMS 30mm
 - LAPS TO ALL REINFORCEMENT SHALL BE 50 * BAR DIAMETER UNLESS OTHERWISE SHOWN

DESIGN BY		SCALE	AS SHOWN	PROJECT	CONSTRUCTION OF FAECAL SLUDGE TREATMENT PLANTS (FSTP) WORKS IN DAR ES SALAAM	REVISION		CLIENT	DAR ES SALAAM WATER SUPPLY & SANITATION AUTHORITY (DAWASA)
DRAWN BY				TITLE	FECAL SLUDGE TREATMENT PLANT - MEDIUM SIZE (120m ³) GEZAULOLE FSTP - SLUDGE THICKENING TANK - WALLS SECTIONS REINFORCEMENTS DETAILS	DATE		CONSULTANT	DOHWA Engineering CO., LTD IN ASSOCIATION WITH LUPTAN CONSULTS LTD AND WWS
CHECKED BY						NATURE OF REV.			
APPROVED BY		DATE	JANUARY-2022			CHECKED BY			
SHEET NO:		DRAWING NO.	FSTP-103-02-2			APPROVED BY			



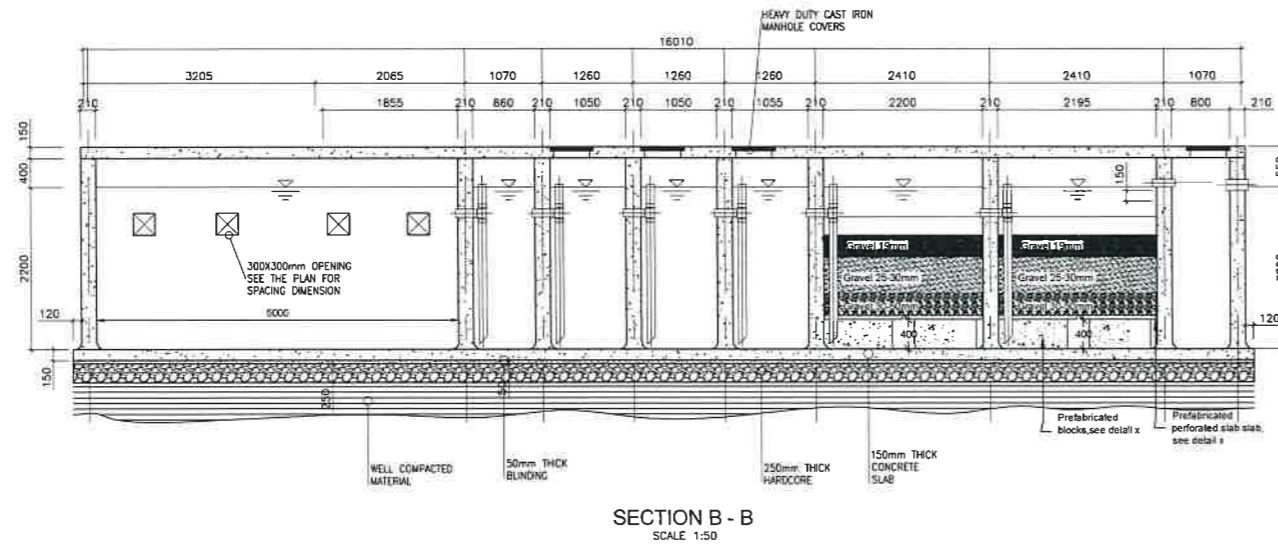
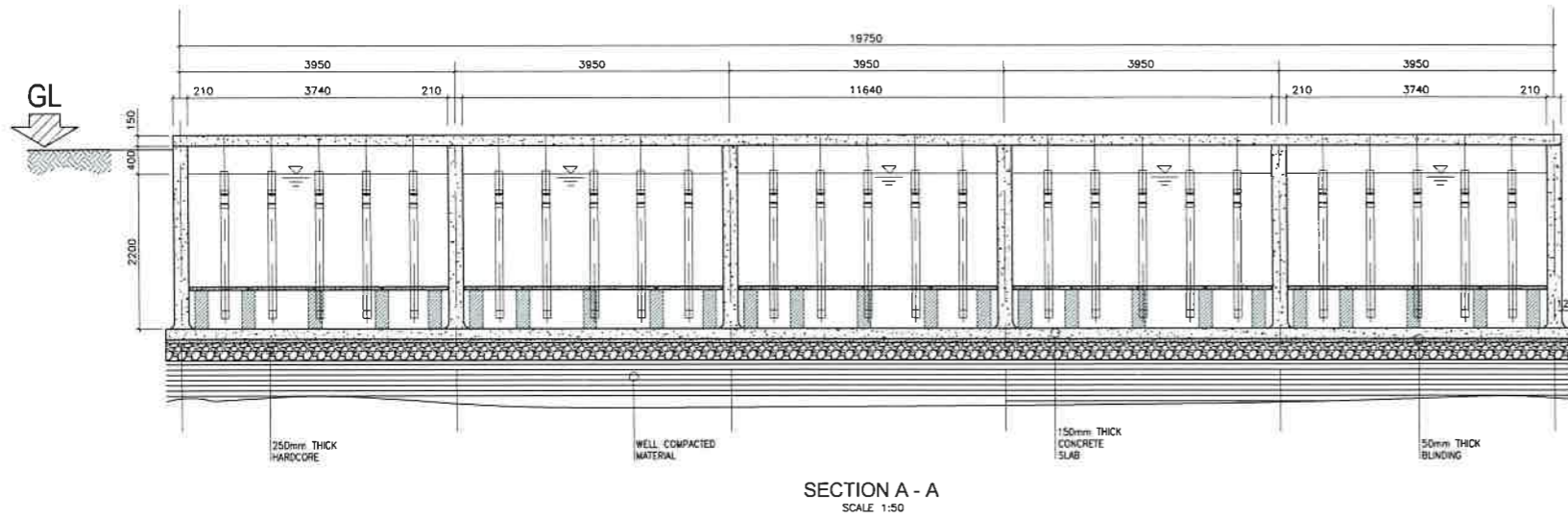
- NOTES:**
1. ALL DIMENSIONS ARE IN MILLIMETERS UNLESS OTHERWISE SHOWN
 2. DO NOT SCALE FROM THIS DRAWING
 3. THE SCALES GIVEN ON THIS DRAWING REFER TO THE A1 SIZE ORIGINAL DRAWING
 4. THE SUBGRADE SHALL BE COMPACTED TO 99% MAXIMUM DRY DENSITY BEFORE THE PLACEMENT OF HARDCORE
 5. CONCRETE SHALL BE CLASS C30/37 FOR STRUCTURAL MEMBERS AND CLASS C8/10 FOR BLINDING
 6. THE MAXIMUM SIZE OF AGGREGATE SHALL BE 20mm UNLESS OTHERWISE SHOWN
 7. REINFORCEMENT SHALL BE HIGH TENSILE DEFORMED TYPE WITH A CHARACTERISTIC YIELD STRESS OF AT LEAST 429N/mm²
 8. COVER TO REINFORCEMENT SHALL BE:
 - FOUNDATIONS 50mm
 - SLABS 25mm
 - WALLS AND BEAMS 30mm
 9. LAPS TO ALL REINFORCEMENT SHALL BE 50 * BAR DIAMETER UNLESS OTHERWISE SHOWN



DESIGN BY		SCALE	AS SHOWN	PROJECT	CONSTRUCTION OF FAECAL SLUDGE TREATMENT PLANTS (FSTP) WORKS IN DAR ES SALAAM	REVISION		CLIENT	DAR ES SALAAM WATER SUPPLY & SANITATION AUTHORITY (DAWASA)
DRAWN BY				TITLE	FECAL SLUDGE TREATMENT PLANT - MEDIUM SIZE (120m ³) GEZAULOLE FSTP - INTEGRATED SETTLER, ABR & ANAEROBIC FILTER - PLAN VIEW GENERAL ARRANGEMENTS	DATE		CONSULTANT	DOHWA Engineering CO., LTD IN ASSOCIATION WITH LUPTAN CONSULTS LTD AND WWS
CHECKED BY						NATURE OF REV.			
APPROVED BY		DATE	JANUARY-2022			CHECKED BY			
SHEET NO:		DRAWING NO.	FSTP-103-03-A			APPROVED BY			

NOTES:

1. ALL DIMENSIONS ARE IN MILLIMETERS UNLESS OTHERWISE SHOWN
2. DO NOT SCALE FROM THIS DRAWING
3. THE SCALES GIVEN ON THIS DRAWING REFER TO THE A1 SIZE ORIGINAL DRAWING
4. THE SUBGRADE SHALL BE COMPACTED TO 99% MAXIMUM DRY DENSITY BEFORE THE PLACEMENT OF HARDCORE
5. CONCRETE SHALL BE CLASS C30/37 FOR STRUCTURAL MEMBERS AND CLASS C8/10 FOR BLINDING
6. THE MAXIMUM SIZE OF AGGREGATE SHALL BE 20mm UNLESS OTHERWISE SHOWN
7. REINFORCEMENT SHALL BE HIGH TENSILE DEFORMED TYPE WITH A CHARACTERISTIC YIELD STRESS OF AT LEAST 429N/mm²
8. COVER TO REINFORCEMENT SHALL BE:
 - FOUNDATIONS 50mm
 - SLABS 25mm
 - WALLS AND BEAMS 30mm
9. LAPS TO ALL REINFORCEMENT SHALL BE 50 * BAR DIAMETER UNLESS OTHERWISE SHOWN

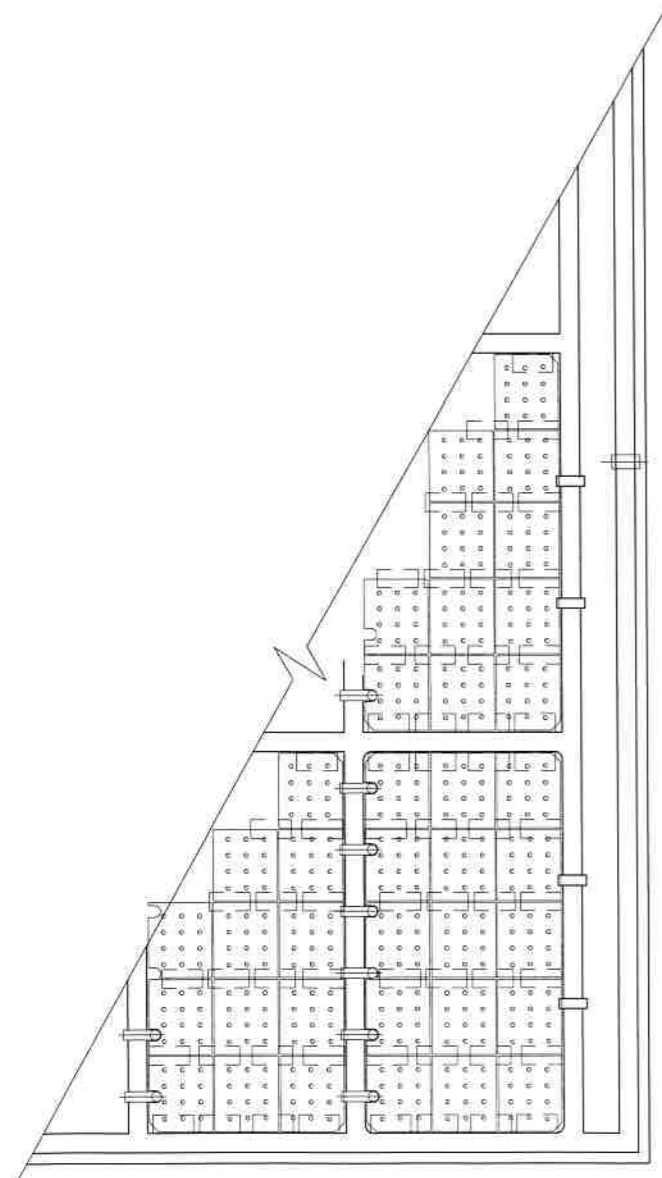


DESIGN BY		SCALE	AS SHOWN	PROJECT	REVISION	CLIENT
DRAWN BY				CONSTRUCTION OF FAECAL SLUDGE TREATMENT PLANTS (FSTP) WORKS IN DAR ES SALAAM	DATE	DAR ES SALAAM WATER SUPPLY & SANITATION AUTHORITY (DAWASA)
CHECKED BY					NATURE OF REV.	CONSULTANT
APPROVED BY		DATE	JANUARY-2022	TITLE	CHECKED BY	DOHWA Engineering CO., LTD IN ASSOCIATION WITH LUPTAN CONSULTS LTD AND WWS
SHEET NO:		DRAWING NO.	FSTP-103-03-B	FECAL SLUDGE TREATMENT PLANT - MEDIUM SIZE (120m ³) GEZAULOLE FSTP - INTEGRATED SETTLER, ABR & ANAEROBIC FILTER - SECTIONS GENERAL ARRANGEMENTS	APPROVED BY	

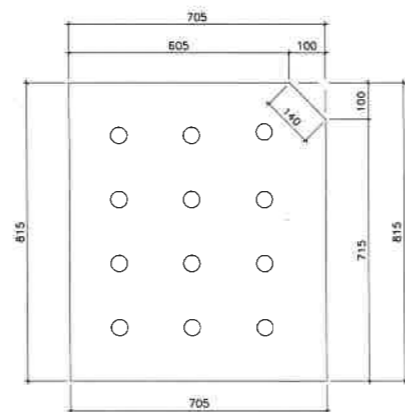


NOTES:

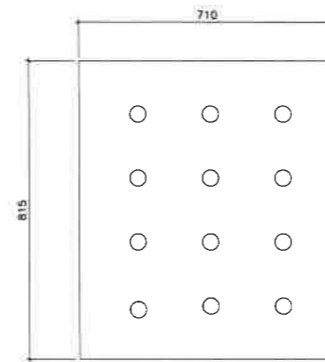
1. ALL DIMENSIONS ARE IN MILLIMETERS UNLESS OTHERWISE SHOWN
2. DO NOT SCALE FROM THIS DRAWING
3. THE SCALES GIVEN ON THIS DRAWING REFER TO THE A1 SIZE ORIGINAL DRAWING
4. THE SUBGRADE SHALL BE COMPACTED TO 99% MAXIMUM DRY DENSITY BEFORE THE PLACEMENT OF HARDCORE
5. CONCRETE SHALL BE CLASS C30/37 FOR STRUCTURAL MEMBERS AND CLASS C8/10 FOR BLINDING
6. THE MAXIMUM SIZE OF AGGREGATE SHALL BE 20mm UNLESS OTHERWISE SHOWN
7. REINFORCEMENT SHALL BE HIGH TENSILE DEFORMED TYPE WITH A CHARACTERISTIC YIELD STRESS OF AT LEAST 429N/mm²
8. COVER TO REINFORCEMENT SHALL BE:
 - FOUNDATIONS 50mm
 - SLABS 25mm
 - WALLS AND BEAMS 30mm
9. LAPS TO ALL REINFORCEMENT SHALL BE 50 * BAR DIAMETER UNLESS OTHERWISE SHOWN



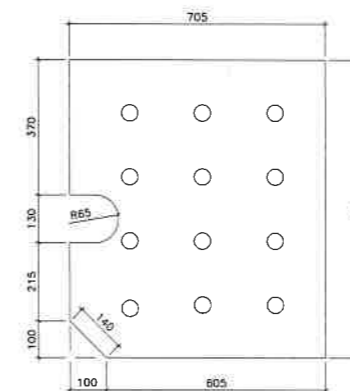
AF PARTIAL PLAN
SCALE 1:25



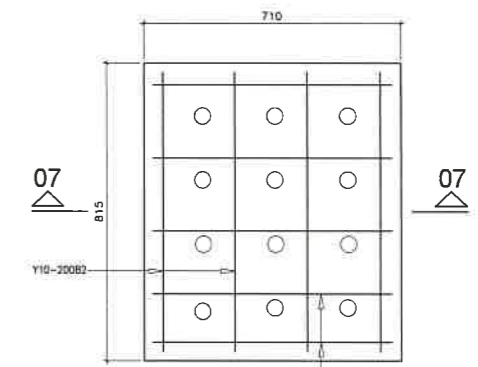
AF SLAB TYPE I
--- UNITS
SCALE 1:10



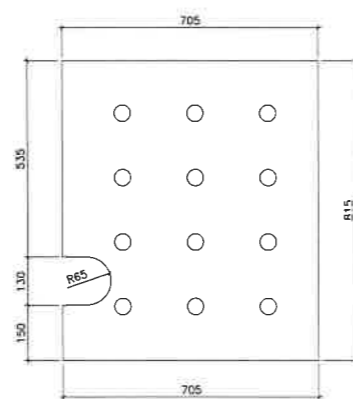
AF SLAB TYPE II
--- UNITS
SCALE 1:10



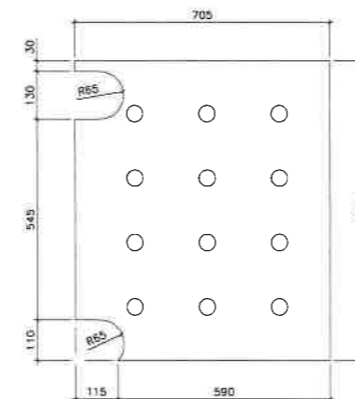
AF SLAB TYPE III
--- UNITS
SCALE 1:10



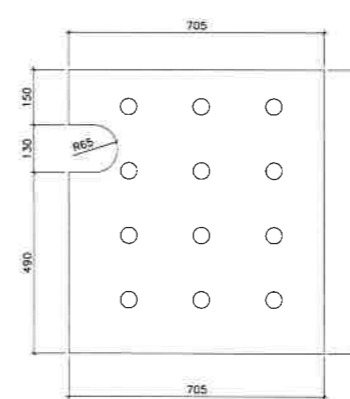
AF SLAB PLAN VIEW
SCALE 1:10



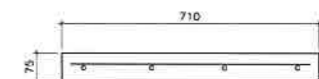
AF SLAB TYPE IV
--- UNITS
SCALE 1:10



AF SLAB TYPE V
--- UNITS
SCALE 1:10



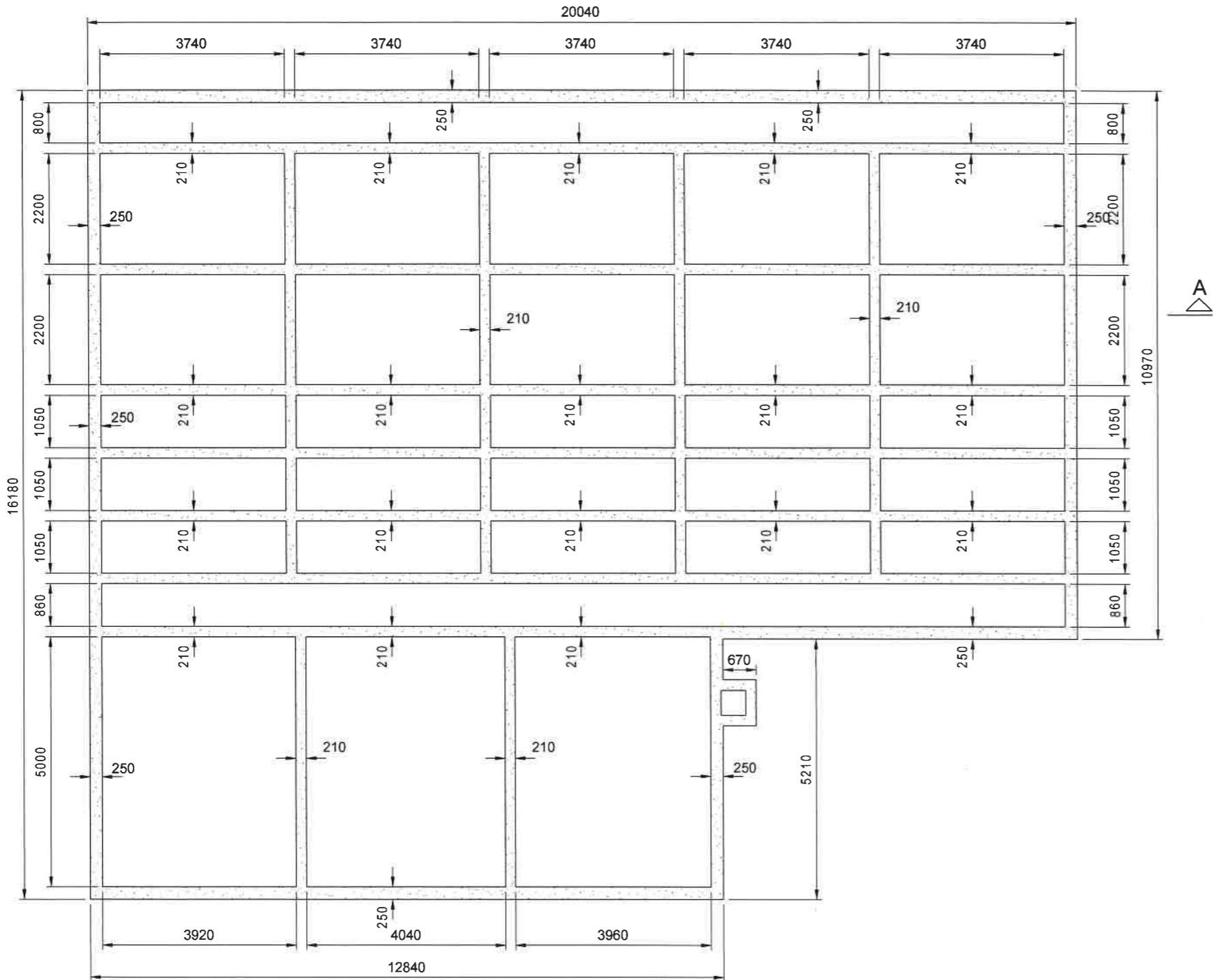
AF SLAB TYPE VI
--- UNITS
SCALE 1:10



SECTION 07 - 07
SCALE 1:10



DESIGN BY		SCALE	AS SHOWN	PROJECT	CONSTRUCTION OF FAECAL SLUDGE TREATMENT PLANTS (FSTP) WORKS IN DAR ES SALAAM	REVISION		CLIENT	DAR ES SALAAM WATER SUPPLY & SANITATION AUTHORITY (DAWASA)
DRAWN BY				TITLE	FECAL SLUDGE TREATMENT PLANT - MEDIUM SIZE (120m ³) GEZAULOLE FSTP - INTEGRATED SETTLER, ABR & ANAEROBIC FILTER - FILTERS PLAN & SECTIONS GENERAL ARRANGEMENTS	DATE		CONSULTANT	DOHWA Engineering CO., LTD IN ASSOCIATION WITH LUPTAN CONSULTS LTD AND WWS
CHECKED BY						NATURE OF REV.			
APPROVED BY		DATE	JANUARY-2022			CHECKED BY			
SHEET NO:		DRAWING NO.	FSTP-103-03-C			APPROVED BY			



ABR PLAN VIEW
SCALE 1:50

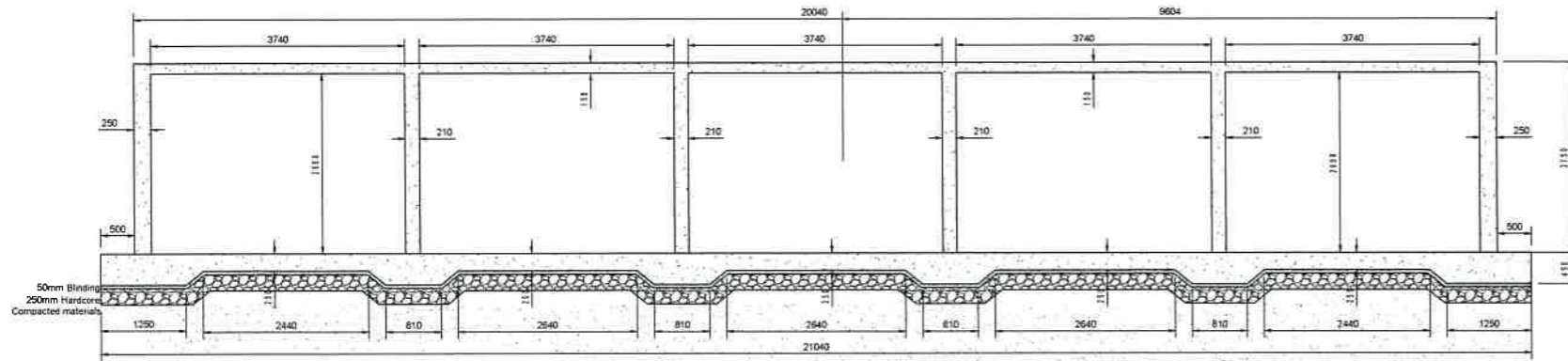
- NOTES:**
1. ALL DIMENSIONS ARE IN MILLIMETERS UNLESS OTHERWISE SHOWN
 2. DO NOT SCALE FROM THIS DRAWING
 3. THE SCALES GIVEN ON THIS DRAWING REFER TO THE A1 SIZE ORIGINAL DRAWING
 4. THE SUBGRADE SHALL BE COMPACTED TO 99% MAXIMUM DRY DENSITY BEFORE THE PLACEMENT OF HARDCORE
 5. CONCRETE SHALL BE CLASS C30/37 FOR STRUCTURAL MEMBERS AND CLASS C8/10 FOR BLINDING
 6. THE MAXIMUM SIZE OF AGGREGATE SHALL BE 20mm UNLESS OTHERWISE SHOWN
 7. REINFORCEMENT SHALL BE HIGH TENSILE DEFORMED TYPE WITH A CHARACTERISTIC YIELD STRESS OF AT LEAST 429N/mm²
 8. COVER TO REINFORCEMENT SHALL BE:
 - FOUNDATIONS 50mm
 - SLABS 25mm
 - WALLS AND BEAMS 30mm
 9. LAPS TO ALL REINFORCEMENT SHALL BE 50 * BAR DIAMETER UNLESS OTHERWISE SHOWN



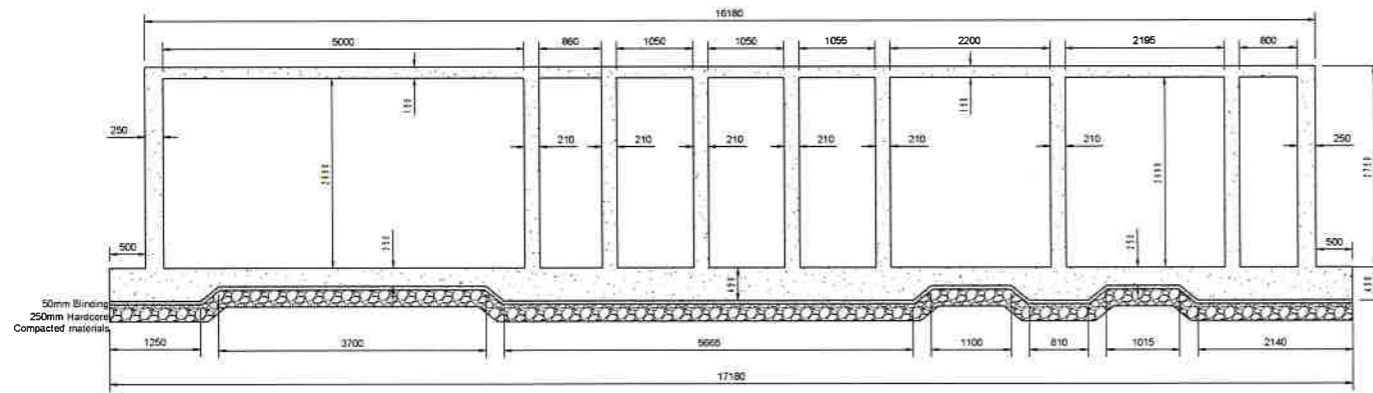
DESIGN BY		SCALE	AS SHOWN	PROJECT	CONSTRUCTION OF FAECAL SLUDGE TREATMENT PLANTS (FSTP) WORKS IN DAR ES SALAAM	REVISION		CLIENT	DAR ES SALAAM WATER SUPPLY & SANITATION AUTHORITY (DAWASA)
DRAWN BY				TITLE	FEACAL SLUDGE TREATMENT PLANT - MEDIUM SIZE (120m ³) GEZAULOLE FSTP - INTEGRATED SETTLER, ABR & ANAEROBIC FILTER - STRUCTURAL DRAWINGS - PLAN GENERAL ARRANGEMENT	DATE		CONSULTANT	DOHWA Engineering CO., LTD IN ASSOCIATION WITH LUPTAN CONSULTS LTD AND WWS
CHECKED BY						NATURE OF REV.			
APPROVED BY		DATE	JANUARY-2022			CHECKED BY			
SHEET NO:		DRAWING NO.	FSTP-103-03-1			APPROVED BY			

NOTES:

1. ALL DIMENSIONS ARE IN MILLIMETERS UNLESS OTHERWISE SHOWN
2. DO NOT SCALE FROM THIS DRAWING
3. THE SCALES GIVEN ON THIS DRAWING REFER TO THE A1 SIZE ORIGINAL DRAWING
4. THE SUBGRADE SHALL BE COMPACTED TO 99% MAXIMUM DRY DENSITY BEFORE THE PLACEMENT OF HARDCORE
5. CONCRETE SHALL BE CLASS C30/37 FOR STRUCTURAL MEMBERS AND CLASS C8/10 FOR BLINDING
6. THE MAXIMUM SIZE OF AGGREGATE SHALL BE 20mm UNLESS OTHERWISE SHOWN
7. REINFORCEMENT SHALL BE HIGH TENSILE DEFORMED TYPE WITH A CHARACTERISTIC YIELD STRESS OF AT LEAST 429N/mm²
8. COVER TO REINFORCEMENT SHALL BE:
 - FOUNDATIONS 50mm
 - SLABS 25mm
 - WALLS AND BEAMS 30mm
9. LAPS TO ALL REINFORCEMENT SHALL BE 50 * BAR DIAMETER UNLESS OTHERWISE SHOWN



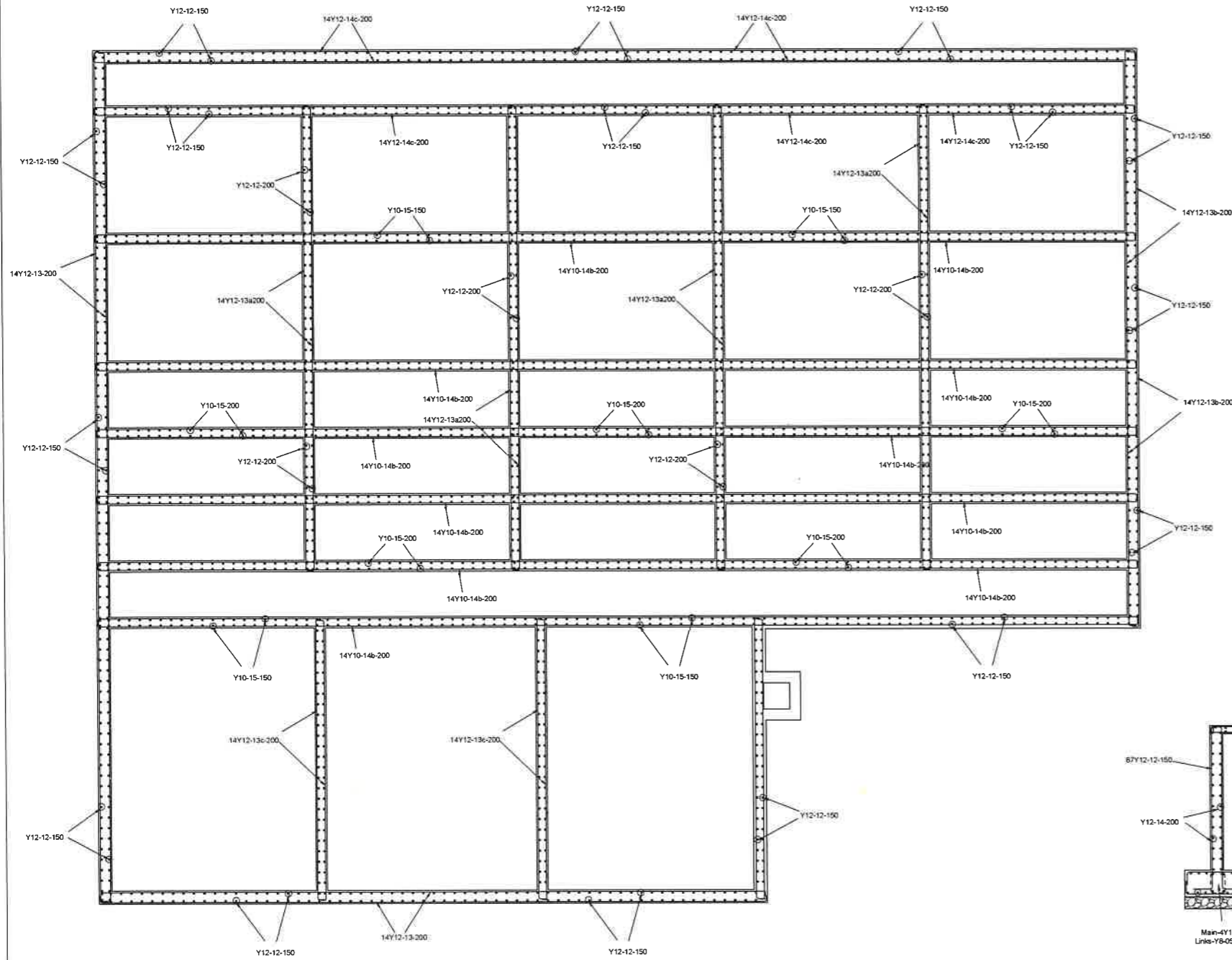
SECTION A-A
SCALE 1:50



SECTION B - B
SCALE 1:50



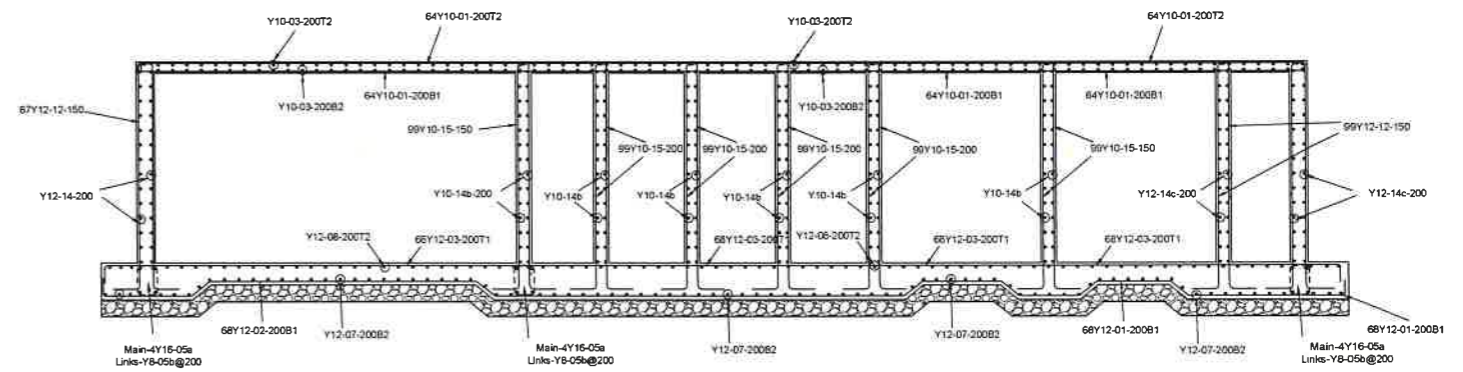
DESIGN BY		SCALE	AS SHOWN	PROJECT	CONSTRUCTION OF FAECAL SLUDGE TREATMENT PLANTS (FSTP) WORKS IN DAR ES SALAAM	REVISION		CLIENT	DAR ES SALAAM WATER SUPPLY & SANITATION AUTHORITY (DAWASA)
DRAWN BY				TITLE	FAECAL SLUDGE TREATMENT PLANT - MEDIUM SIZE (120m ³) GEZAUOLE FSTP - INTEGRATED SETTLER, ABR & ANAEROBIC FILTER - STRUCTURAL DRAWINGS - SECTION GENERAL ARRANGEMENT	DATE		CONSULTANT	DOHWA Engineering CO., LTD IN ASSOCIATION WITH LUPTAN CONSULTS LTD AND WWS
CHECKED BY						NATURE OF REV.			
APPROVED BY		DATE	JANUARY-2022			CHECKED BY			
SHEET NO:		DRAWING NO.	FSTP-103-03-2			APPROVED BY			



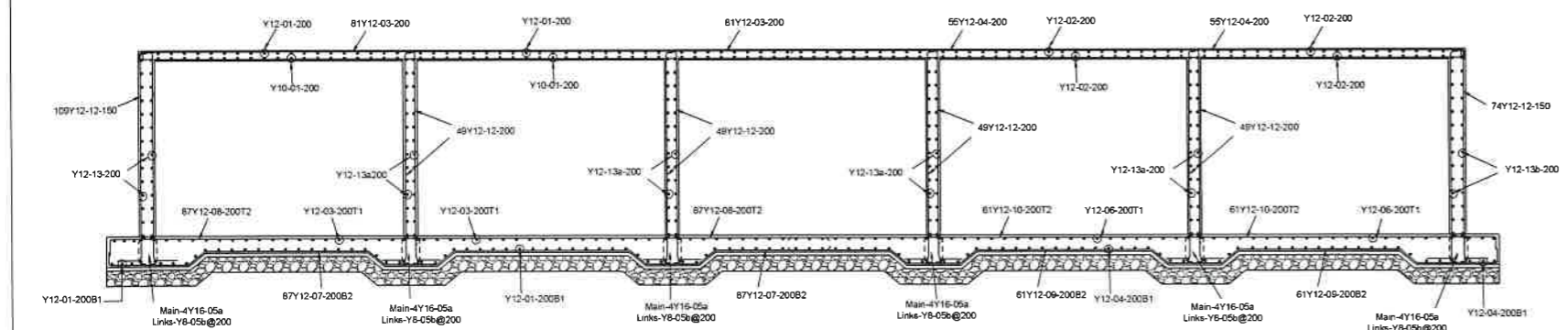
ABR PLAN VIEW REINFORCEMENTS DETAILS
SCALE 1:50

NOTES:

1. ALL DIMENSIONS ARE IN MILLIMETERS UNLESS OTHERWISE SHOWN
2. DO NOT SCALE FROM THIS DRAWING
3. THE SCALES GIVEN ON THIS DRAWING REFER TO THE A1 SIZE ORIGINAL DRAWING
4. THE SUBGRADE SHALL BE COMPACTED TO 99% MAXIMUM DRY DENSITY BEFORE THE PLACEMENT OF HARDCORE
5. CONCRETE SHALL BE CLASS C30/37 FOR STRUCTURAL MEMBERS AND CLASS C8/10 FOR BLINDING
6. THE MAXIMUM SIZE OF AGGREGATE SHALL BE 20mm UNLESS OTHERWISE SHOWN
7. REINFORCEMENT SHALL BE HIGH TENSILE DEFORMED TYPE WITH A CHARACTERISTIC YIELD STRESS OF AT LEAST 429N/mm²
8. COVER TO REINFORCEMENT SHALL BE:
 - FOUNDATIONS 50mm
 - SLABS 25mm
 - WALLS AND BEAMS 30mm
9. LAPS TO ALL REINFORCEMENT SHALL BE 50 * BAR DIAMETER UNLESS OTHERWISE SHOWN

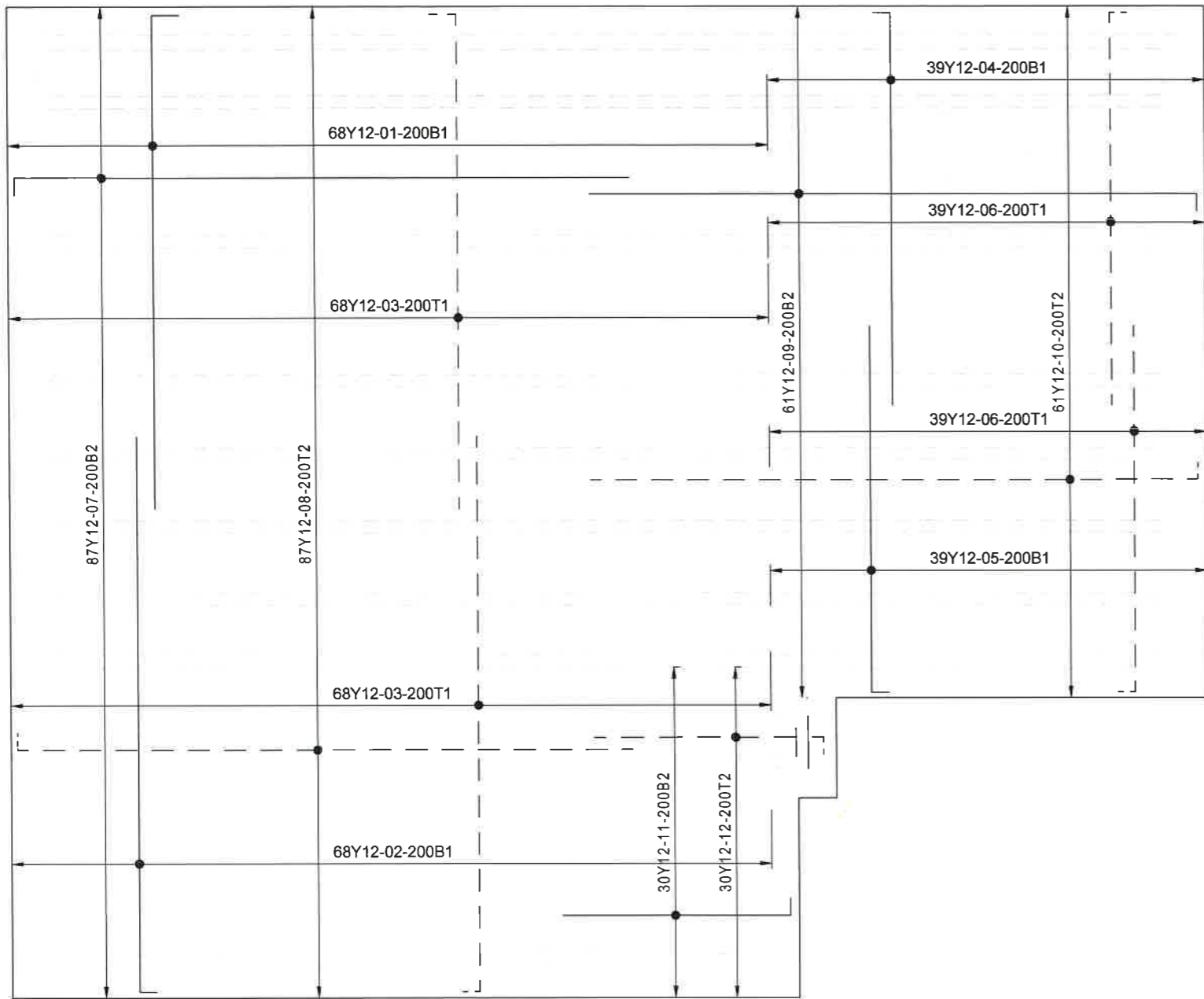


SECTION 03-03
SCALE 1:50



DESIGN BY		SCALE	AS SHOWN	PROJECT	CONSTRUCTION OF FAECAL SLUDGE TREATMENT PLANTS (FSTP) WORKS IN DAR ES SALAAM	REVISION		CLIENT	DAR ES SALAAM WATER SUPPLY & SANITATION AUTHORITY (DAWASA)
DRAWN BY				TITLE	FECAL SLUDGE TREATMENT PLANT - MEDIUM SIZE (120m ³) GEZAULOLE FSTP - INTEGRATED SETTLER, ABR & ANAEROBIC FILTER - FOUNDATION & WALLS REINFORCEMENTS DETAILS	DATE		CONSULTANT	DOHWA Engineering CO., LTD IN ASSOCIATION WITH LUPTAN CONSULTS LTD AND WWS
CHECKED BY						NATURE OF REV.			
APPROVED BY		DATE	JANUARY-2022			CHECKED BY			
SHEET NO:		DRAWING NO.	FSTP-103-3			APPROVED BY			





- NOTES:**
1. ALL DIMENSIONS ARE IN MILLIMETERS UNLESS OTHERWISE SHOWN
 2. DO NOT SCALE FROM THIS DRAWING
 3. THE SCALES GIVEN ON THIS DRAWING REFER TO THE A1 SIZE ORIGINAL DRAWING
 4. THE SUBGRADE SHALL BE COMPACTED TO 99% MAXIMUM DRY DENSITY BEFORE THE PLACEMENT OF HARDCORE
 5. CONCRETE SHALL BE CLASS C30/37 FOR STRUCTURAL MEMBERS AND CLASS C8/10 FOR BLINDING
 6. THE MAXIMUM SIZE OF AGGREGATE SHALL BE 20mm UNLESS OTHERWISE SHOWN
 7. REINFORCEMENT SHALL BE HIGH TENSILE DEFORMED TYPE WITH A CHARACTERISTIC YIELD STRESS OF AT LEAST 429N/mm²
 8. COVER TO REINFORCEMENT SHALL BE:
 - FOUNDATIONS 50mm
 - SLABS 25mm
 - WALLS AND BEAMS 30mm
 9. LAPS TO ALL REINFORCEMENT SHALL BE 50 * BAR DIAMETER UNLESS OTHERWISE SHOWN

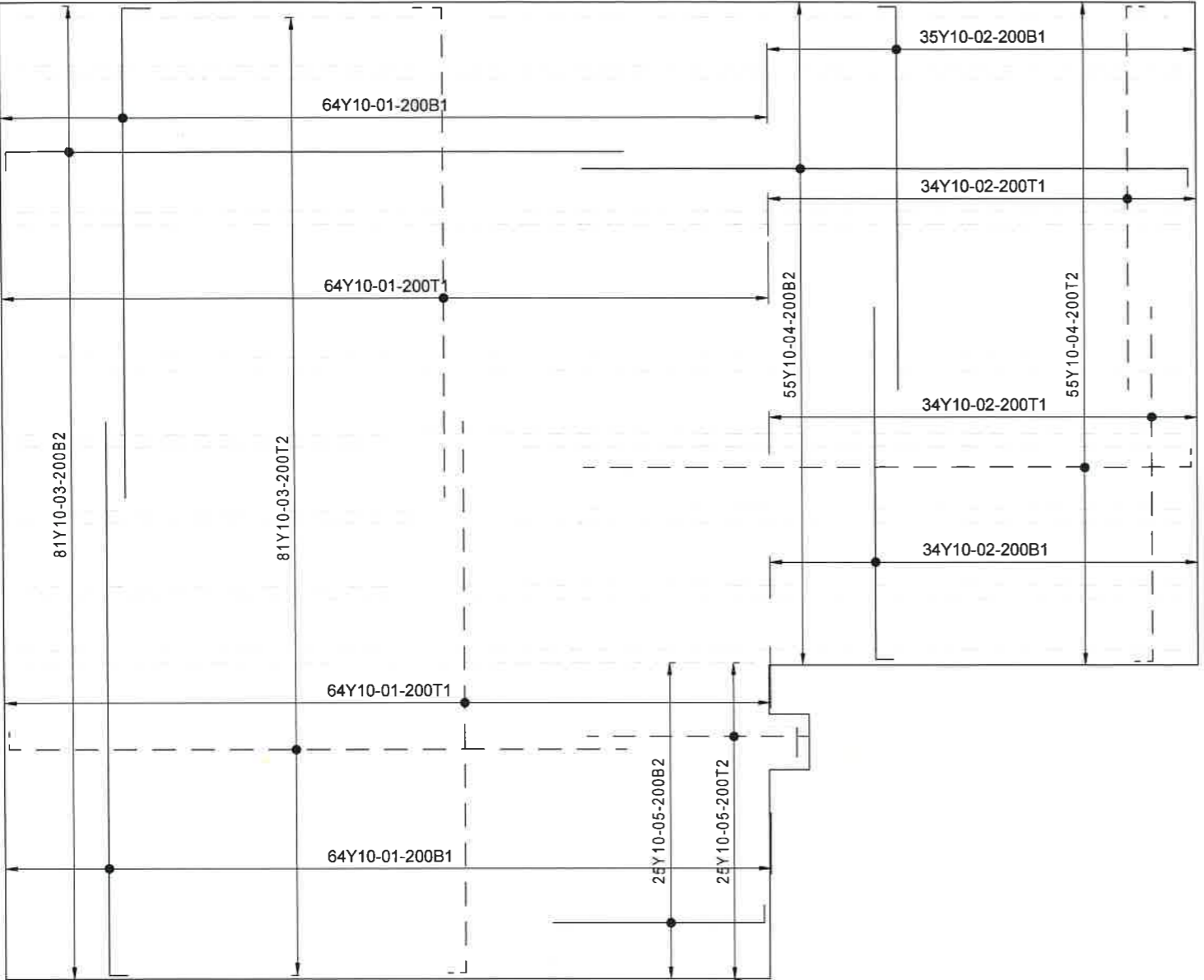
ABR BASE REINFORCEMENTS DETAILS
SCALE 1:50



DESIGN BY		SCALE	AS SHOWN	PROJECT	CONSTRUCTION OF FAECAL SLUDGE TREATMENT PLANTS (FSTP) WORKS IN DAR ES SALAAM	REVISION		CLIENT	
DRAWN BY				DATE	JANUARY-2022	TITLE	FAECAL SLUDGE TREATMENT PLANT - MEDIUM SIZE (120m ³) GEZAUOLE FSTP - INTEGRATED SETTLER, ABR & ANAEROBIC FILTER - FOUNDATION BASE SLAB REINFORCEMENT DETAILS	DATE	
CHECKED BY		DRAWING NO.	FSTP-103-03-4			NATURE OF REV.		CONSULTANT	
APPROVED BY						CHECKED BY		DOHWA Engineering CO., LTD IN ASSOCIATION WITH LUPTAN CONSULTS LTD AND WWS	
SHEET NO:						APPROVED BY			

NOTES:

1. ALL DIMENSIONS ARE IN MILLIMETERS UNLESS OTHERWISE SHOWN
2. DO NOT SCALE FROM THIS DRAWING
3. THE SCALES GIVEN ON THIS DRAWING REFER TO THE A1 SIZE ORIGINAL DRAWING
4. THE SUBGRADE SHALL BE COMPACTED TO 99% MAXIMUM DRY DENSITY BEFORE THE PLACEMENT OF HARDCORE
5. CONCRETE SHALL BE CLASS C30/37 FOR STRUCTURAL MEMBERS AND CLASS C8/10 FOR BLINDING
6. THE MAXIMUM SIZE OF AGGREGATE SHALL BE 20mm UNLESS OTHERWISE SHOWN
7. REINFORCEMENT SHALL BE HIGH TENSILE DEFORMED TYPE WITH A CHARACTERISTIC YIELD STRESS OF AT LEAST 429N/mm²
8. COVER TO REINFORCEMENT SHALL BE:
 - FOUNDATIONS 50mm
 - SLABS 25mm
 - WALLS AND BEAMS 30mm
9. LAPS TO ALL REINFORCEMENT SHALL BE 50 * BAR DIAMETER UNLESS OTHERWISE SHOWN



ABR TOP SLAB REINFORCEMENTS DETAILS
SCALE 1:50

BAR BENDING SCHEDULE

Diameter	Unit weight (kg/m)	Total weight (kg)
Y08	0.312	282
Y10	0.616	8,865
Y12	0.888	18,408
Y16	1.578	1,058
Total		28,613




DESIGN BY		SCALE	AS SHOWN	PROJECT CONSTRUCTION OF FAECAL SLUDGE TREATMENT PLANTS (FSTP) WORKS IN DAR ES SALAAM	REVISION		CLIENT
DRAWN BY		DATE	JANUARY-2022	TITLE FECAL SLUDGE TREATMENT PLANT - MEDIUM SIZE (120m ³) GEZAULOLE FSTP - INTEGRATED SETTLER, ABR & ANAEROBIC FILTER - TOP SLAB REINFORCEMENT DETAILS & BAR BENDING SCHEDULE	DATE		DAR ES SALAAM WATER SUPPLY & SANITATION AUTHORITY (DAWASA)
CHECKED BY		DRAWING NO.	FSTP-103-03-5		NATURE OF REV.		CONSULTANT
APPROVED BY					CHECKED BY		DOHWA Engineering CO., LTD IN ASSOCIATION WITH LUPTAN CONSULTS LTD AND WWS
SHEET NO:					APPROVED BY		



NOTES:

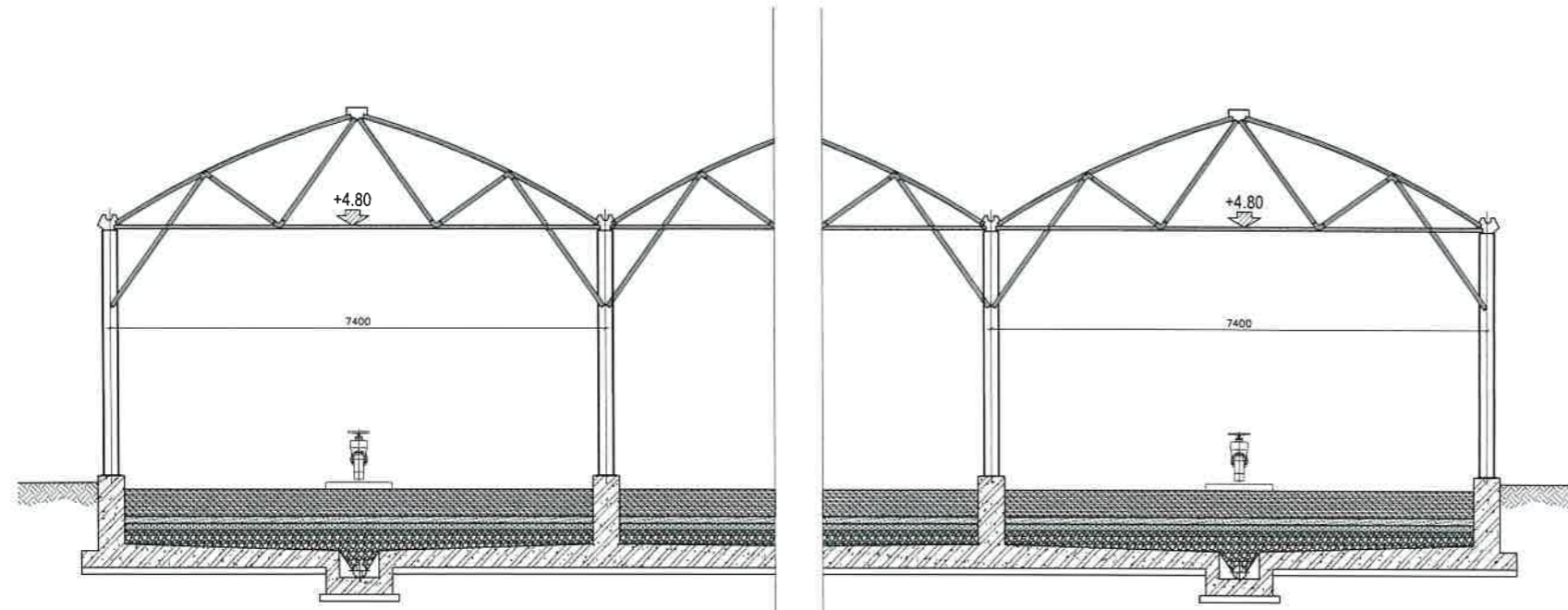
1. ALL DIMENSIONS ARE IN MILLIMETERS UNLESS OTHERWISE SHOWN
2. DO NOT SCALE FROM THIS DRAWING
3. THE SCALES GIVEN ON THIS DRAWING REFER TO THE A1 SIZE ORIGINAL DRAWING
4. THE SUBGRADE SHALL BE COMPACTED TO 99% MAXIMUM DRY DENSITY BEFORE THE PLACEMENT OF HARDCORE
5. CONCRETE SHALL BE CLASS C30/37 FOR STRUCTURAL MEMBERS AND CLASS C8/10 FOR BLINDING
6. THE MAXIMUM SIZE OF AGGREGATE SHALL BE 20mm UNLESS OTHERWISE SHOWN
7. REINFORCEMENT SHALL BE HIGH TENSILE DEFORMED TYPE WITH A CHARACTERISTIC YIELD STRESS OF AT LEAST 429N/mm²
8. COVER TO REINFORCEMENT SHALL BE:
 - FOUNDATIONS 50mm
 - SLABS 25mm
 - WALLS AND BEAMS 30mm
9. LAPS TO ALL REINFORCEMENT SHALL BE 50 * BAR DIAMETER UNLESS OTHERWISE SHOWN



PLAN VIEW
SCALE 1:100



DESIGN BY		SCALE	AS SHOWN	PROJECT	CONSTRUCTION OF FAECAL SLUDGE TREATMENT PLANTS (FSTP) WORKS IN DAR ES SALAAM	REVISION		CLIENT	DAR ES SALAAM WATER SUPPLY & SANITATION AUTHORITY (DAWASA)
DRAWN BY				TITLE	FECAL SLUDGE TREATMENT PLANT - MEDIUM SIZE (120m ³) GEZAULOLE FSTP - UNPLANTED DRYING BEDS (UDB) PLAN VIEW GENERAL ARRANGEMENT	DATE		CONSULTANT	DOHWA Engineering CO., LTD IN ASSOCIATION WITH LUPTAN CONSULTS LTD AND WWS
CHECKED BY						NATURE OF REV.			
APPROVED BY		DATE	JANUARY-2022			CHECKED BY			
SHEET NO:		DRAWING NO.	FSTP-103-04-A			APPROVED BY			



SECTION A-A
SCALE 1:50

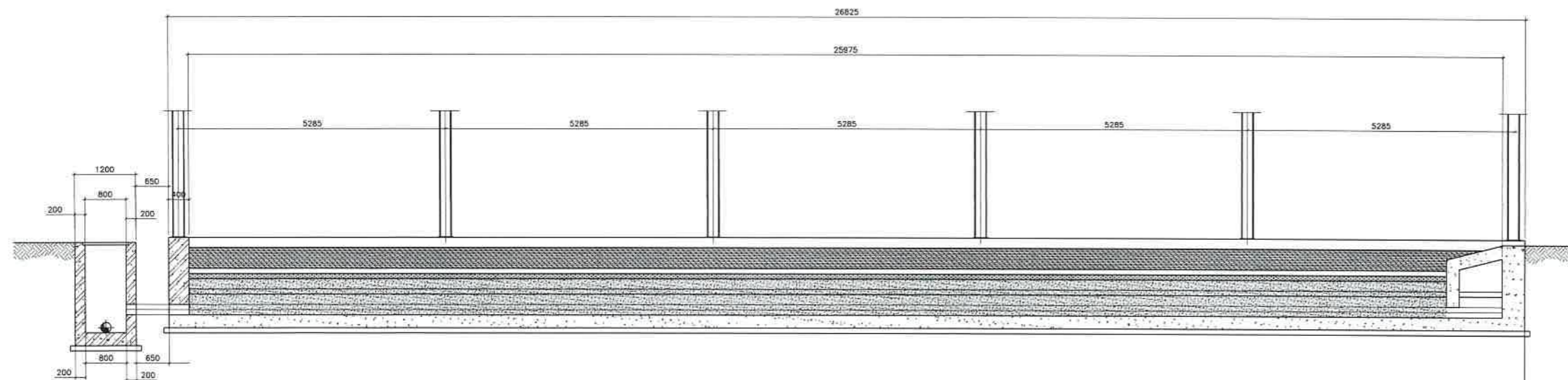
NOTES:

1. ALL DIMENSIONS ARE IN MILLIMETERS UNLESS OTHERWISE SHOWN
2. DO NOT SCALE FROM THIS DRAWING
3. THE SCALES GIVEN ON THIS DRAWING REFER TO THE A1 SIZE ORIGINAL DRAWING
4. THE SUBGRADE SHALL BE COMPACTED TO 99% MAXIMUM DRY DENSITY BEFORE THE PLACEMENT OF HARDCORE
5. CONCRETE SHALL BE CLASS C30/37 FOR STRUCTURAL MEMBERS AND CLASS C8/10 FOR BLINDING
6. THE MAXIMUM SIZE OF AGGREGATE SHALL BE 20mm UNLESS OTHERWISE SHOWN
7. REINFORCEMENT SHALL BE HIGH TENSILE DEFORMED TYPE WITH A CHARACTERISTIC YIELD STRESS OF AT LEAST 429N/mm²
8. COVER TO REINFORCEMENT SHALL BE:
 - FOUNDATIONS 50mm
 - SLABS 25mm
 - WALLS AND BEAMS 30mm
9. LAPS TO ALL REINFORCEMENT SHALL BE 50 * BAR DIAMETER UNLESS OTHERWISE SHOWN

LEGEND:

DRYING BEDS FOR FSTP


- ① SLUDGE FEEDING PIPE
- ② SLUDGE FEEDING PIPE
- ③ SLUDGE FEEDING GATE VALVE
- ④ DRAIN COLLECTION PERFORATED PIPE
- ⑤ REMOVABLE PLATE
- ⑥ LIGHT METALLIC STRUCTURE AND SEMI TRANSPARENT ROOF COVER
- ⑦ COATED MILD STEEL COLUMN - I SECTION
- ⑧ GRAVEL BOTTOM LAYER - H=0.2m, GRAVEL Ø 15-30mm
- ⑨ INTERMEDIATE SAND LAYER - H=0.1m, SAND Ø 7-15mm
- ⑩ TOP SAND LAYER. H=0.1m, SAND Ø 0.2-0.6mm
- ⑪ WET SLUDGE LAYER. H=0.4m
- ⑫ LEACHATE OUTLET PIPE



SECTION B-B
SCALE 1:50



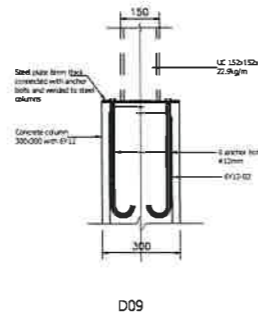
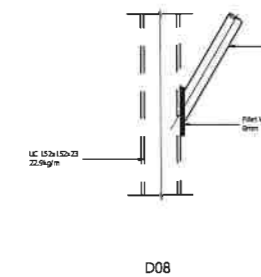
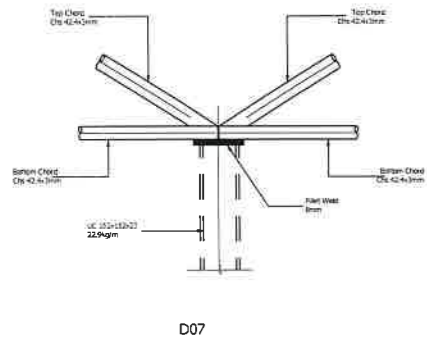
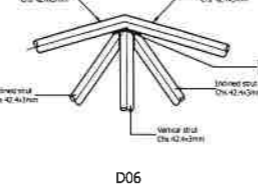
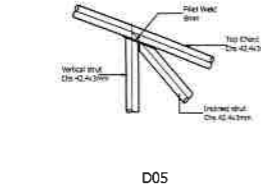
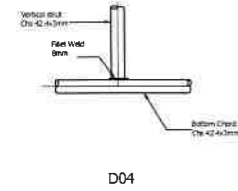
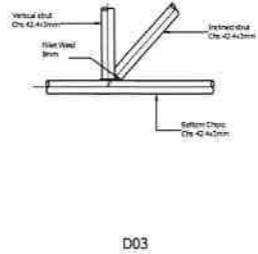
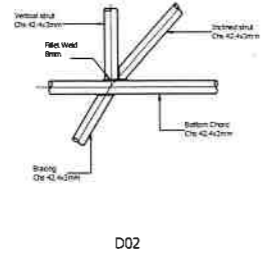
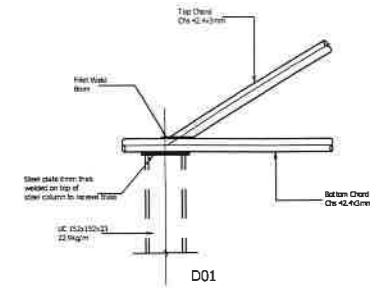
DESIGN BY		SCALE	AS SHOWN	PROJECT	CONSTRUCTION OF FAECAL SLUDGE TREATMENT PLANTS (FSTP) WORKS IN DAR ES SALAAM	REVISION		CLIENT	DAR ES SALAAM WATER SUPPLY & SANITATION AUTHORITY (DAWASA)
DRAWN BY				TITLE	FECAL SLUDGE TREATMENT PLANT - MEDIUM SIZE (120m ³) GEZAULOLE FSTP - UNPLANTED DRYING BEDS (UDB) SECTION VIEW GENERAL ARRANGEMENT	DATE		CONSULTANT	DOHWA Engineering CO., LTD IN ASSOCIATION WITH LUPTAN CONSULTS LTD AND WWS
CHECKED BY						NATURE OF REV.			
APPROVED BY		DATE	JANUARY-2022			CHECKED BY			
SHEET NO:		DRAWING NO.	FSTP-103-04-B			APPROVED BY			



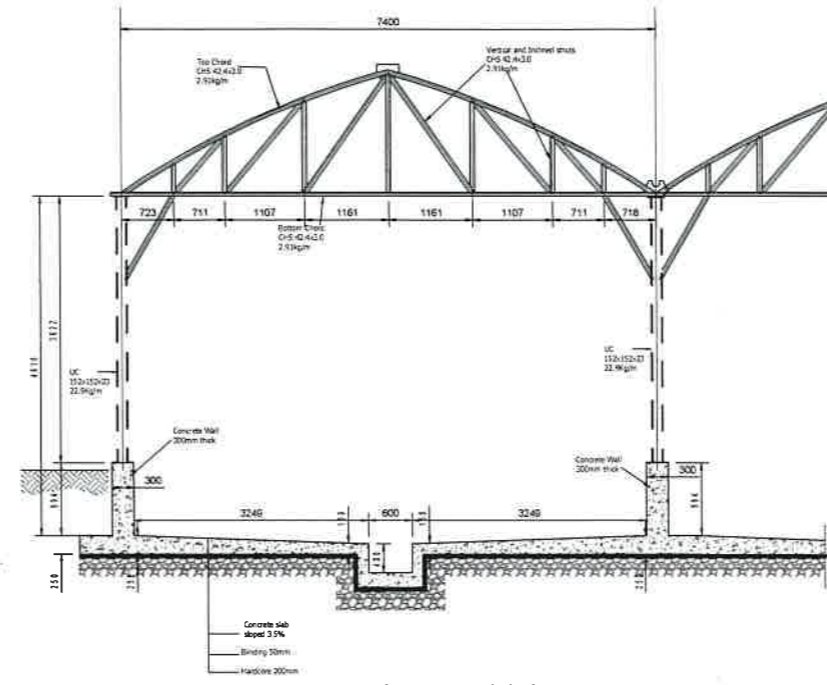
- NOTES:**
1. ALL DIMENSIONS ARE IN MILLIMETERS UNLESS OTHERWISE SHOWN
 2. DO NOT SCALE FROM THIS DRAWING
 3. THE SCALES GIVEN ON THIS DRAWING REFER TO THE A1 SIZE ORIGINAL DRAWING
 4. THE SUBGRADE SHALL BE COMPACTED TO 99% MAXIMUM DRY DENSITY BEFORE THE PLACEMENT OF HARDCORE
 5. CONCRETE SHALL BE CLASS C30/37 FOR STRUCTURAL MEMBERS AND CLASS C8/10 FOR BLINDING
 6. THE MAXIMUM SIZE OF AGGREGATE SHALL BE 20mm UNLESS OTHERWISE SHOWN
 7. REINFORCEMENT SHALL BE HIGH TENSILE DEFORMED TYPE WITH A CHARACTERISTIC YIELD STRESS OF AT LEAST 429N/mm²
 8. COVER TO REINFORCEMENT SHALL BE:
 - FOUNDATIONS 50mm
 - SLABS 25mm
 - WALLS AND BEAMS 30mm
 9. LAPS TO ALL REINFORCEMENT SHALL BE 50 * BAR DIAMETER UNLESS OTHERWISE SHOWN

DESIGN BY		SCALE	AS SHOWN	PROJECT	CONSTRUCTION OF FAECAL SLUDGE TREATMENT PLANTS (FSTP) WORKS IN DAR ES SALAAM	REVISION		CLIENT	DAR ES SALAAM WATER SUPPLY & SANITATION AUTHORITY (DAWASA)
DRAWN BY				TITLE	FEACAL SLUDGE TREATMENT PLANT - MEDIUM SIZE (120m ³) GEZAULOLE FSTP - UNPLANTED DRYING BEDS STRUCTURAL DRAWINGS - GENERAL ARRANGEMENTS DETAILS	DATE		CONSULTANT	DOHWA Engineering CO., LTD IN ASSOCIATION WITH LUPTAN CONSULTS LTD AND WWS
CHECKED BY						NATURE OF REV.			
APPROVED BY		DATE	JANUARY-2022			CHECKED BY			
SHEET NO:		DRAWING NO.	FSTP-103-04-1			APPROVED BY			

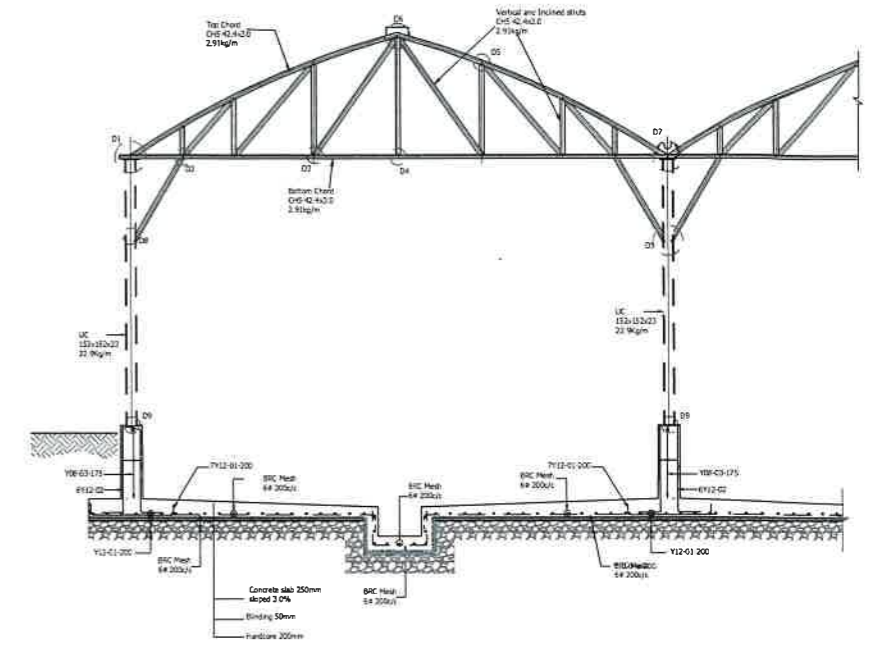




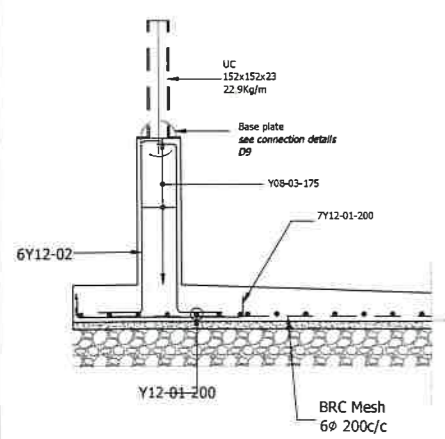
Connection details



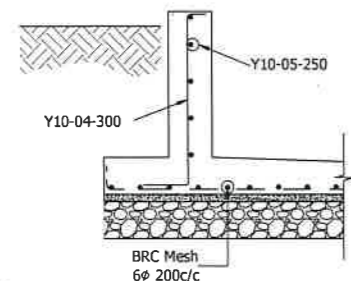
DRYING BED TYPICAL SECTION SCALE 1:50



DRYING BED REINFORCEMENTS SCALE 1:50



Column section details



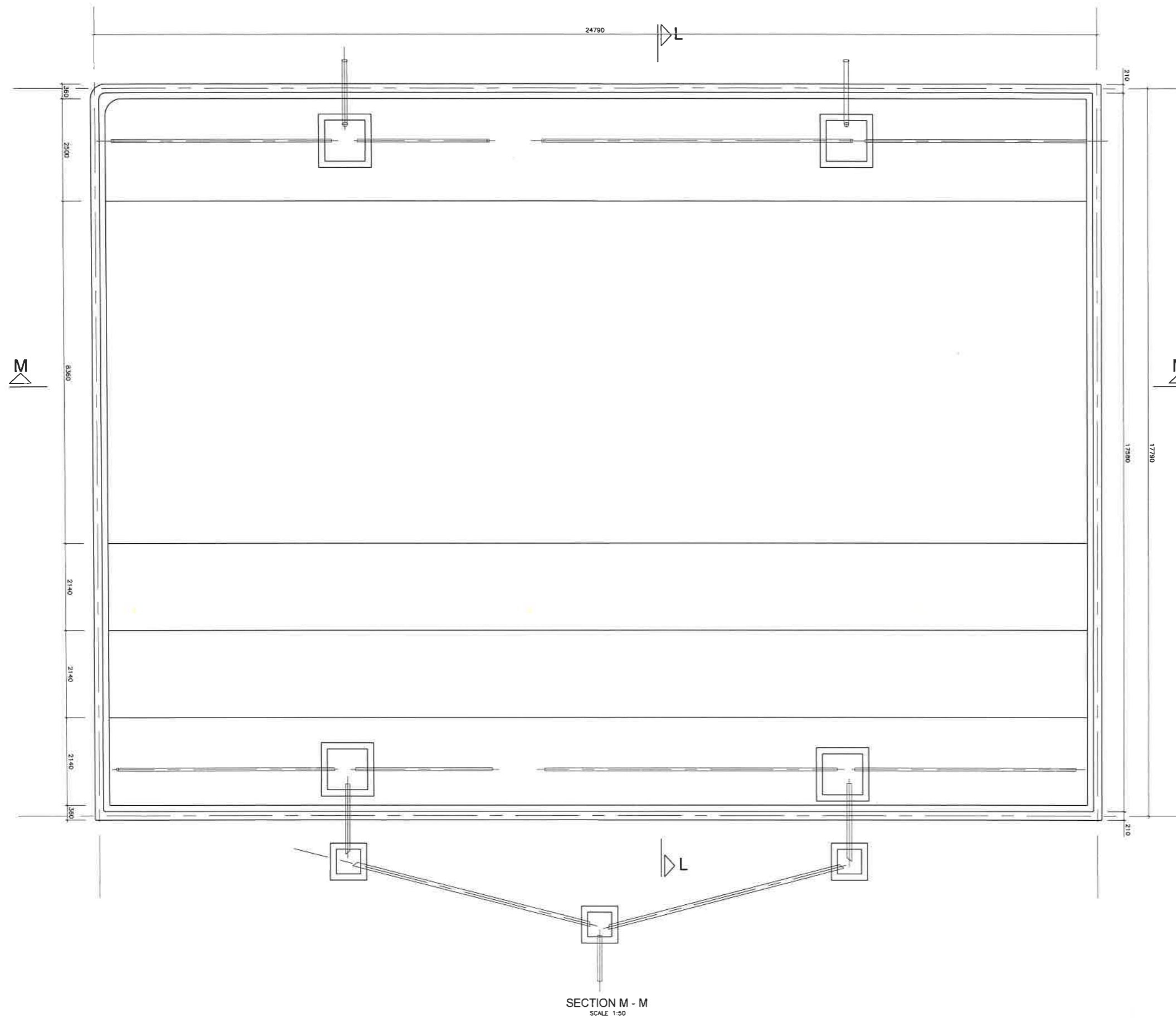
Wall section details

- NOTES:**
- ALL DIMENSIONS ARE IN MILLIMETERS UNLESS OTHERWISE SHOWN
 - DO NOT SCALE FROM THIS DRAWING
 - THE SCALES GIVEN ON THIS DRAWING REFER TO THE A1 SIZE ORIGINAL DRAWING
 - THE SUBGRADE SHALL BE COMPACTED TO 99% MAXIMUM DRY DENSITY BEFORE THE PLACEMENT OF HARDCORE
 - CONCRETE SHALL BE CLASS C30/37 FOR STRUCTURAL MEMBERS AND CLASS C8/10 FOR BLINDING
 - THE MAXIMUM SIZE OF AGGREGATE SHALL BE 20mm UNLESS OTHERWISE SHOWN
 - REINFORCEMENT SHALL BE HIGH TENSILE DEFORMED TYPE WITH A CHARACTERISTIC YIELD STRESS OF AT LEAST 429N/mm²
 - COVER TO REINFORCEMENT SHALL BE:
 - FOUNDATIONS 50mm
 - SLABS 25mm
 - WALLS AND BEAMS 30mm
 - LAPS TO ALL REINFORCEMENT SHALL BE 50 * BAR DIAMETER UNLESS OTHERWISE SHOWN

BAR BENDING SCHEDULE

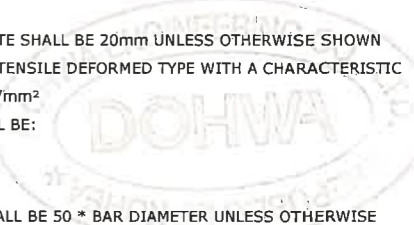
Mark	Diameter	Total Numbers/Area	Length (mm)	Unit weight (kg/m)	Total weight (kg)	Bar bending shape
01	Y12	168	1250	0.888	187	
02	Y12	72	1750	0.888	112	
03	Y08	84	1110	0.312	29	
04	Y10	72	1750	0.616	81	
05	Y10	30	9400	0.616	174	
BRC Mesh	R06	186sqm		2.22kg/m ²	413	
					Total per unit	996
					Nos of Units	8
					Total	7,968

DESIGN BY		SCALE	AS SHOWN	PROJECT	CONSTRUCTION OF FAECAL SLUDGE TREATMENT PLANTS (FSTP) WORKS IN DAR ES.SALAAM	REVISION		CLIENT	DAR ES SALAAM WATER SUPPLY & SANITATION AUTHORITY (DAWASA)
DRAWN BY				TITLE	FECAL SLUDGE TREATMENT PLANT - MEDIUM SIZE (120m ³) GEZAULOLE FSTP - UNPLANTED DRYING BEDS STRUCTURAL DRAWINGS - REINFORCEMENTS & STEEL CONNECTION DETAILS	DATE		CONSULTANT	DOHWA Engineering CO., LTD IN ASSOCIATION WITH LUPTAN CONSULTS LTD AND WWS
CHECKED BY						NATURE OF REV.			
APPROVED BY		DATE	JANUARY-2022			CHECKED BY			
SHEET NO.		DRAWING NO.	FSTP-103-04-2			APPROVED BY			

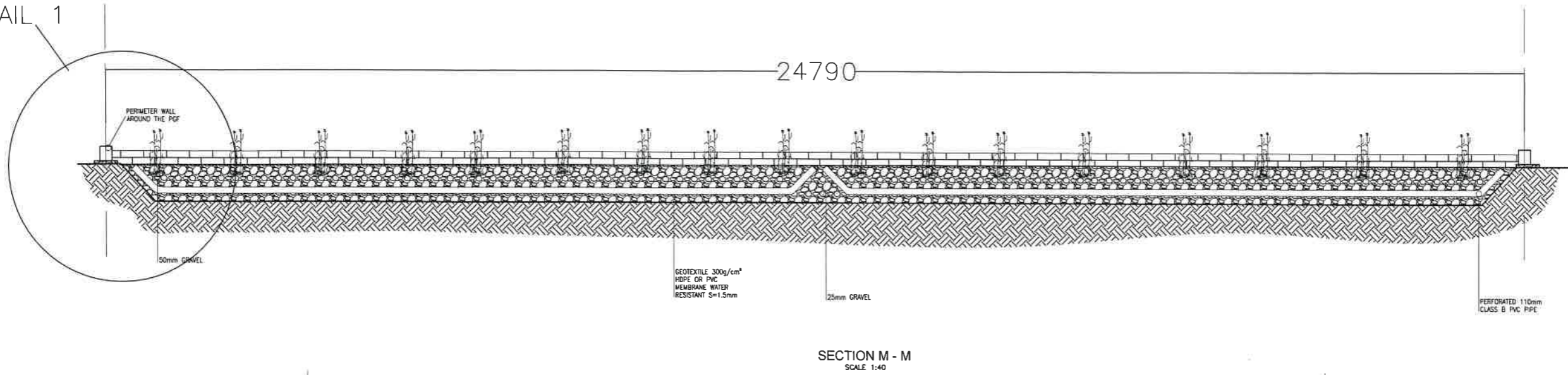


- NOTES:**
1. ALL DIMENSIONS ARE IN MILLIMETERS UNLESS OTHERWISE SHOWN
 2. DO NOT SCALE FROM THIS DRAWING
 3. THE SCALES GIVEN ON THIS DRAWING REFER TO THE A1 SIZE ORIGINAL DRAWING
 4. THE SUBGRADE SHALL BE COMPACTED TO 99% MAXIMUM DRY DENSITY BEFORE THE PLACEMENT OF HARDCORE
 5. CONCRETE SHALL BE CLASS C30/37 FOR STRUCTURAL MEMBERS AND CLASS C8/10 FOR BLINDING
 6. THE MAXIMUM SIZE OF AGGREGATE SHALL BE 20mm UNLESS OTHERWISE SHOWN
 7. REINFORCEMENT SHALL BE HIGH TENSILE DEFORMED TYPE WITH A CHARACTERISTIC YIELD STRESS OF AT LEAST 429N/mm²
 8. COVER TO REINFORCEMENT SHALL BE:
 - FOUNDATIONS 50mm
 - SLABS 25mm
 - WALLS AND BEAMS 30mm
 9. LAPS TO ALL REINFORCEMENT SHALL BE 50 * BAR DIAMETER UNLESS OTHERWISE SHOWN

DESIGN BY		SCALE	AS SHOWN	PROJECT	CONSTRUCTION OF FAECAL SLUDGE TREATMENT PLANTS (FSTP) WORKS IN DAR ES SALAAM	REVISION		CLIENT	DAR ES SALAAM WATER SUPPLY & SANITATION AUTHORITY (DAWASA)
DRAWN BY				TITLE	FECAL SLUDGE TREATMENT PLANT - MEDIUM SIZE (120m ³) GEZAULOLE FSTP - PLANTED GRAVEL FILTER - PLAN VIEW GENERAL ARRANGEMENT DETAILS	DATE		CONSULTANT	DOHWA Engineering CO., LTD IN ASSOCIATION WITH LUPTAN CONSULTS LTD AND WWS
CHECKED BY						NATURE OF REV.			
APPROVED BY		DATE	JANUARY-2022			CHECKED BY			
SHEET NO:		DRAWING NO.	FSTP-103-05-1			APPROVED BY			

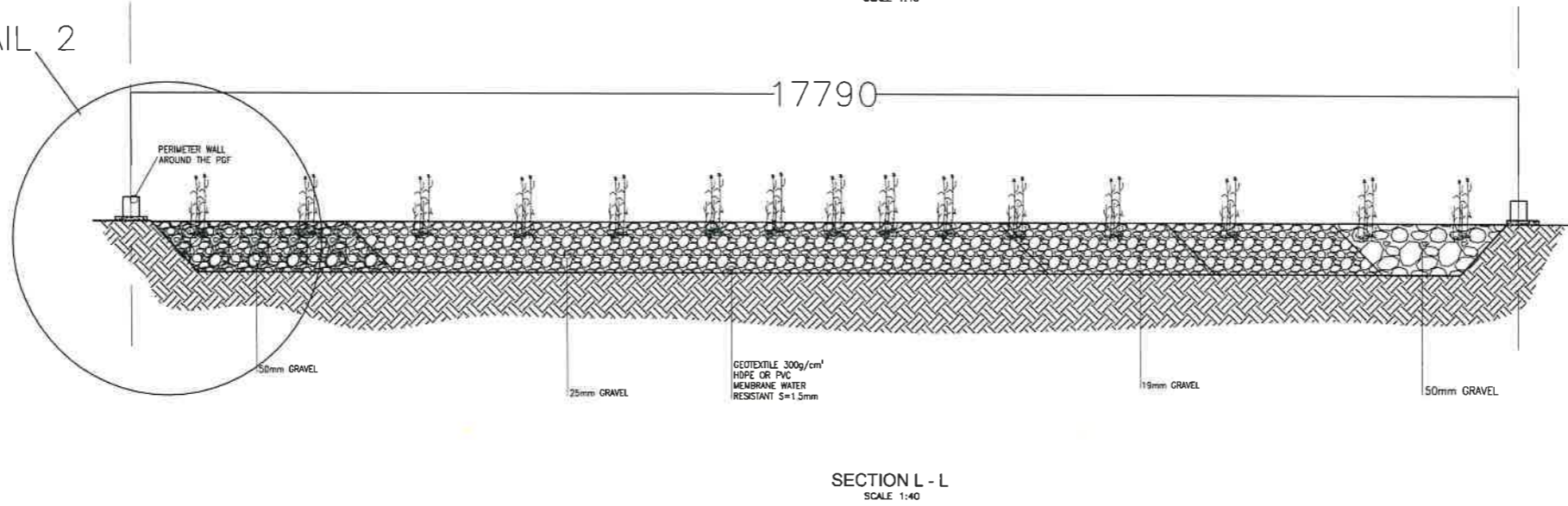


DETAIL 1

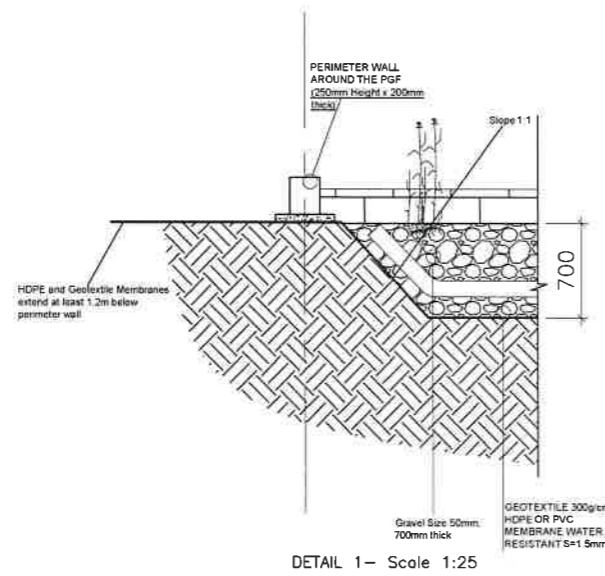


SECTION M - M
SCALE 1:40

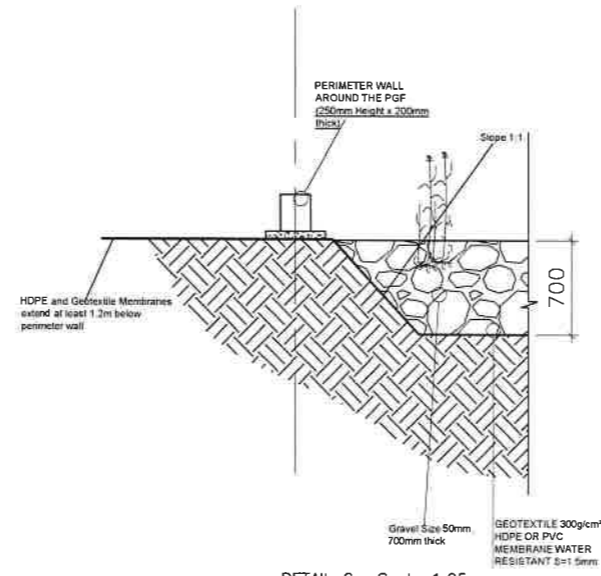
DETAIL 2



SECTION L - L
SCALE 1:40



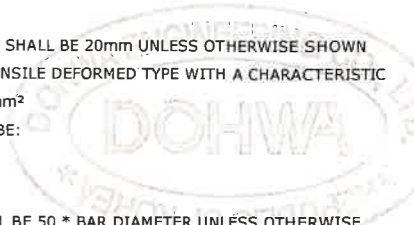
DETAIL 1 - Scale 1:25



DETAIL 2 - Scale 1:25

NOTES:

1. ALL DIMENSIONS ARE IN MILLIMETERS UNLESS OTHERWISE SHOWN
2. DO NOT SCALE FROM THIS DRAWING
3. THE SCALES GIVEN ON THIS DRAWING REFER TO THE A1 SIZE ORIGINAL DRAWING
4. THE SUBGRADE SHALL BE COMPACTED TO 99% MAXIMUM DRY DENSITY BEFORE THE PLACEMENT OF HARD CORE
5. CONCRETE SHALL BE CLASS C30/37 FOR STRUCTURAL MEMBERS AND CLASS C8/10 FOR BLINDING
6. THE MAXIMUM SIZE OF AGGREGATE SHALL BE 20mm UNLESS OTHERWISE SHOWN
7. REINFORCEMENT SHALL BE HIGH TENSILE DEFORMED TYPE WITH A CHARACTERISTIC YIELD STRESS OF AT LEAST 429N/mm²
8. COVER TO REINFORCEMENT SHALL BE:
 - FOUNDATIONS 50mm
 - SLABS 25mm
 - WALLS AND BEAMS 30mm
9. LAPS TO ALL REINFORCEMENT SHALL BE 50 * BAR DIAMETER UNLESS OTHERWISE SHOWN



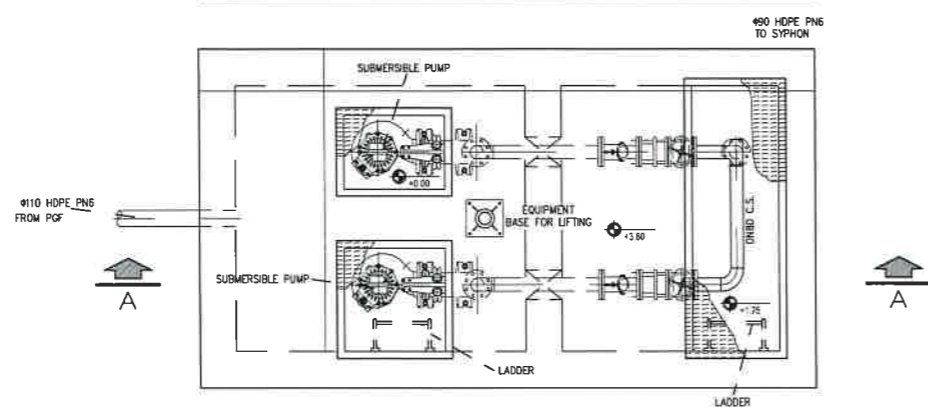
DESIGN BY		SCALE	AS SHOWN
DRAWN BY			
CHECKED BY			
APPROVED BY		DATE	JANUARY-2022
SHEET NO:		DRAWING NO.	FSTP-103-05-2

PROJECT	CONSTRUCTION OF FAECAL SLUDGE TREATMENT PLANTS (FSTP) WORKS IN DAR ES SALAAM
TITLE	FAECAL SLUDGE TREATMENT PLANT - MEDIUM SIZE (120m ²) GEZAULOLE FSTP - PLANTED GRAVEL FILTER - SECTIONS GENERAL ARRANGEMENT DETAILS

REVISION	
DATE	
NATURE OF REV.	
CHECKED BY	
APPROVED BY	

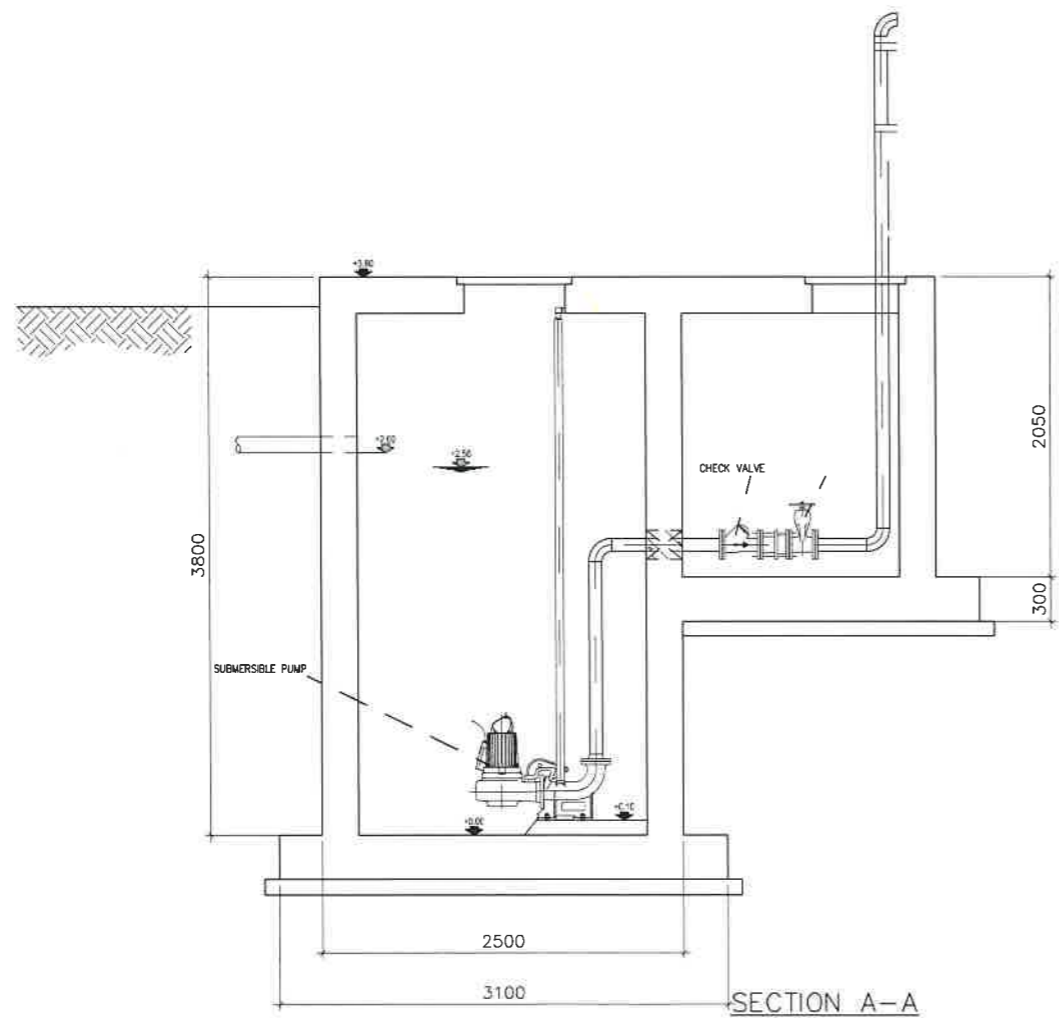
CLIENT	DAR ES SALAAM WATER SUPPLY & SANITATION AUTHORITY (DAWASA)
CONSULTANT	DOHWA Engineering CO., LTD IN ASSOCIATION WITH LUPTAN CONSULTS LTD AND WWS





PLAN VIEW

LEGEND	
	METAL COVER / CARBON STEEL

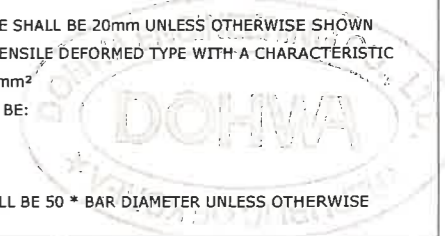


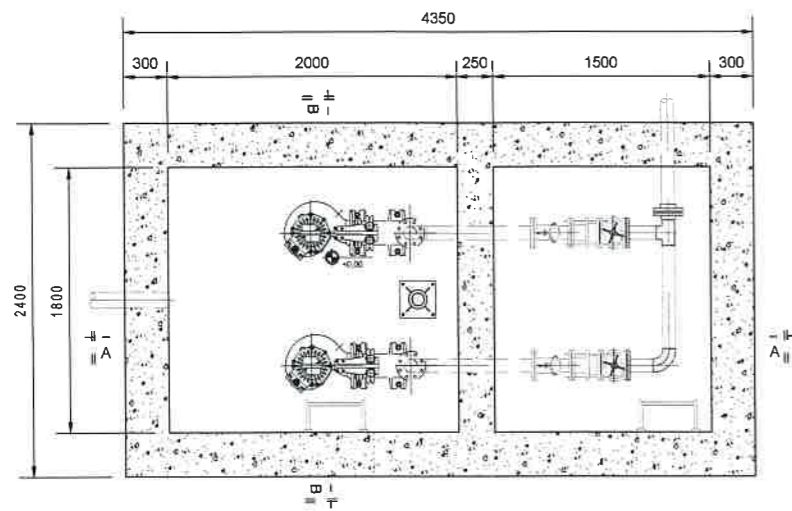
SECTION A-A

NOTES:

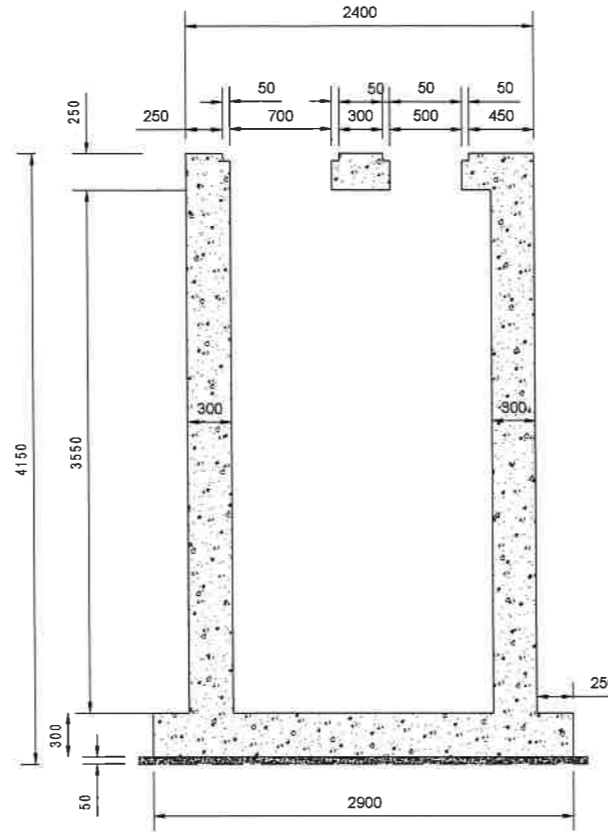
1. ALL DIMENSIONS ARE IN MILLIMETERS UNLESS OTHERWISE SHOWN
2. DO NOT SCALE FROM THIS DRAWING
3. THE SCALES GIVEN ON THIS DRAWING REFER TO THE A1 SIZE ORIGINAL DRAWING
4. THE SUBGRADE SHALL BE COMPACTED TO 99% MAXIMUM DRY DENSITY BEFORE THE PLACEMENT OF HARDCORE
5. CONCRETE SHALL BE CLASS C30/37 FOR STRUCTURAL MEMBERS AND CLASS C8/10 FOR BLINDING
6. THE MAXIMUM SIZE OF AGGREGATE SHALL BE 20mm UNLESS OTHERWISE SHOWN
7. REINFORCEMENT SHALL BE HIGH TENSILE DEFORMED TYPE WITH A CHARACTERISTIC YIELD STRESS OF AT LEAST 429N/mm²
8. COVER TO REINFORCEMENT SHALL BE:
 - FOUNDATIONS 50mm
 - SLABS 25mm
 - WALLS AND BEAMS 30mm
9. LAPS TO ALL REINFORCEMENT SHALL BE 50 * BAR DIAMETER UNLESS OTHERWISE SHOWN

DESIGN BY		SCALE	AS SHOWN	PROJECT	CONSTRUCTION OF FAECAL SLUDGE TREATMENT PLANTS (FSTP) WORKS IN DAR ES SALAAM	REVISION		CLIENT	DAR ES SALAAM WATER SUPPLY & SANITATION AUTHORITY (DAWASA)
DRAWN BY				TITLE	FAECAL SLUDGE TREATMENT PLANT - MEDIUM SIZE (120m ³) GEZAULOLE FSTP - PUMP STATION - PLAN & SECTION GENERAL ARRANGEMENT DETAILS	DATE		CONSULTANT	DOHWA Engineering CO., LTD IN ASSOCIATION WITH LUPTAN CONSULTS LTD AND WWS
CHECKED BY						NATURE OF REV.			
APPROVED BY		DATE	JANUARY-2022			CHECKED BY			
SHEET NO:		DRAWING NO.	FSTP-103-06			APPROVED BY			

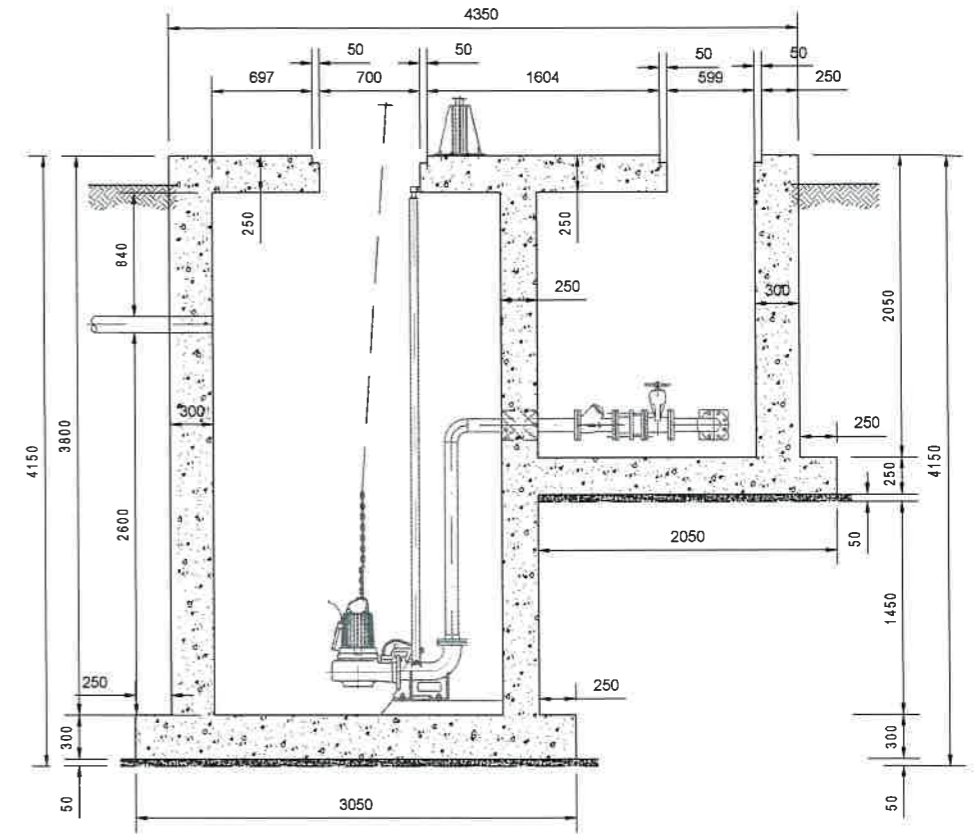




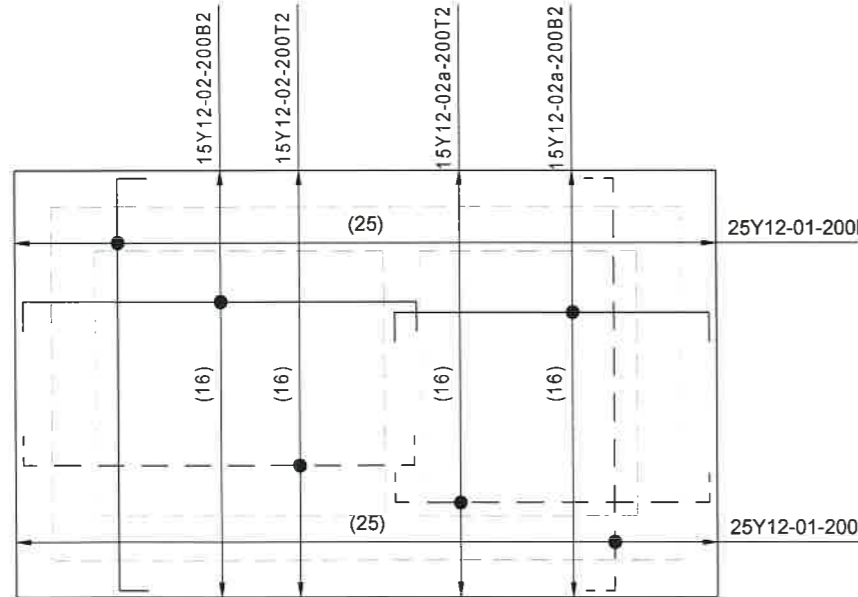
Plan



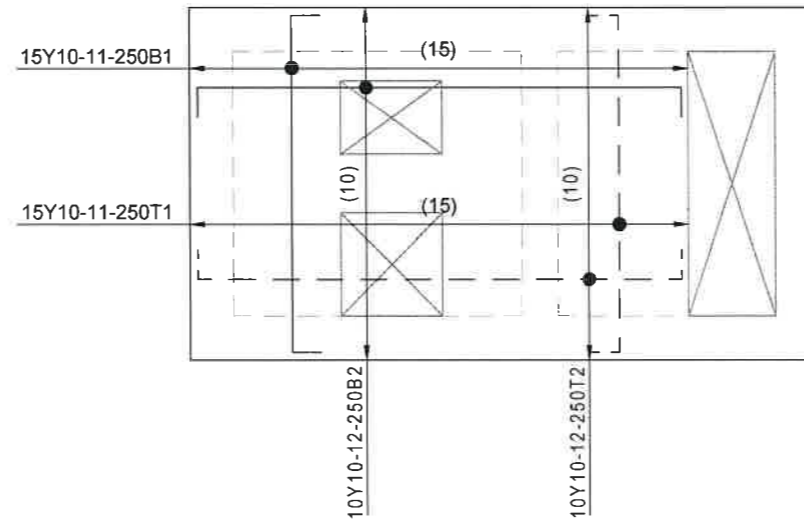
Section B-B



Section A-A



FOUNDATION BASE RC DETAILS



Top slab rc details

NOTES:

1. ALL DIMENSIONS ARE IN MILLIMETERS UNLESS OTHERWISE SHOWN
2. DO NOT SCALE FROM THIS DRAWING
3. THE SCALES GIVEN ON THIS DRAWING REFER TO THE A1 SIZE ORIGINAL DRAWING
4. THE SUBGRADE SHALL BE COMPACTED TO 99% MAXIMUM DRY DENSITY BEFORE THE PLACEMENT OF HARDCORE
5. CONCRETE SHALL BE CLASS C30/37 FOR STRUCTURAL MEMBERS AND CLASS C8/10 FOR BLINDING
6. THE MAXIMUM SIZE OF AGGREGATE SHALL BE 20mm UNLESS OTHERWISE SHOWN
7. REINFORCEMENT SHALL BE HIGH TENSILE DEFORMED TYPE WITH A CHARACTERISTIC YIELD STRESS OF AT LEAST 429N/mm²
8. COVER TO REINFORCEMENT SHALL BE:
 - FOUNDATIONS 50mm
 - SLABS 25mm
 - WALLS AND BEAMS 30mm
9. LAPS TO ALL REINFORCEMENT SHALL BE 50 * BAR DIAMETER UNLESS OTHERWISE SHOWN

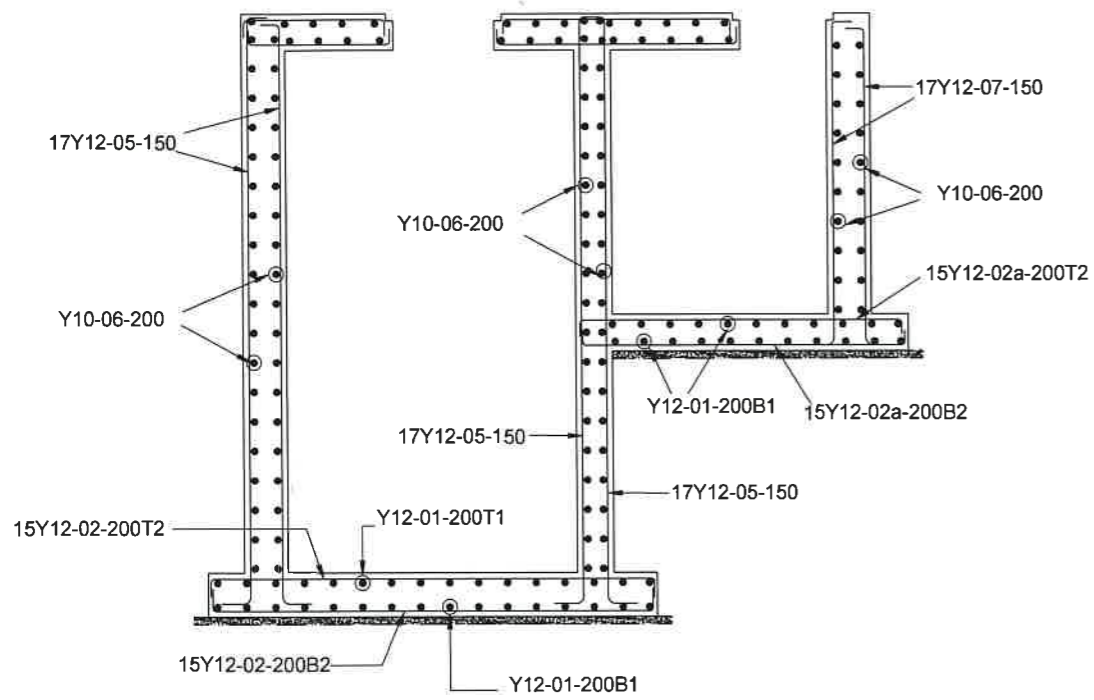
DESIGN BY		SCALE	AS SHOWN
DRAWN BY			
CHECKED BY			
APPROVED BY		DATE	JANUARY-2022
SHEET NO:		DRAWING NO.	FSTP-103-06-1

PROJECT	CONSTRUCTION OF FAECAL SLUDGE TREATMENT PLANTS (FSTP) WORKS IN DAR ES SALAAM
TITLE	FAECAL SLUDGE TREATMENT PLANT - MEDIUM SIZE (120m ³) GEZAULOLE FSTP - PUMP STATION - STRUCTURAL DRAWINGS PLAN; SECTIONS GENERAL ARRANGEMENT AND REINFORCEMENTS DETAILS

REVISION	
DATE	
NATURE OF REV.	
CHECKED BY	
APPROVED BY	

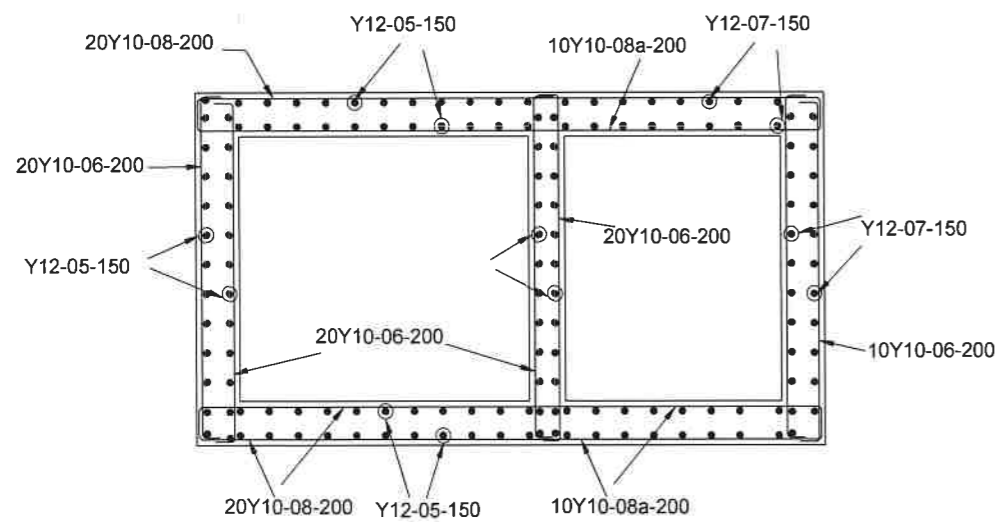
CLIENT	DAR ES SALAAM WATER SUPPLY & SANITATION AUTHORITY (DAWASA)
CONSULTANT	DOHWA Engineering CO., LTD IN ASSOCIATION WITH LUPTAN CONSULTS LTD AND WWS



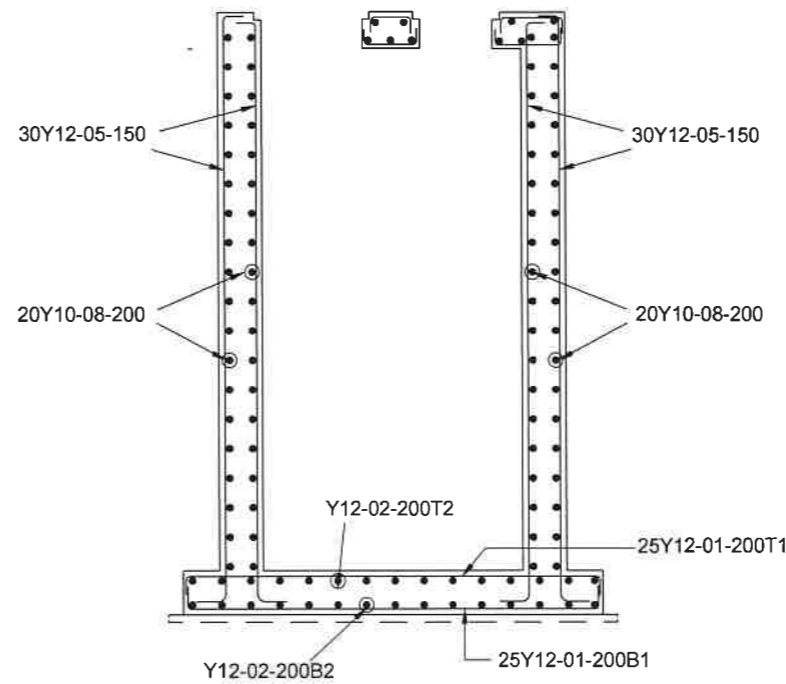


SECTION A-A, RC DETAILS

Mark	Diameter	Total Numbers	Length (mm)	Unit weight (kg/m)	Total weight (kg)	Bar bending shape	
01	Y12	60	2700	0.888	144		
02	Y12	26	6100	0.888	141		
03	Y12	42	2300	0.888	86		
04	Y12	22	4700	0.888	92		
05	Y10	234	1700	0.616	245		
06	Y10	28	5350	0.616	93		
07	Y10	14	1450	0.616	13		
08	Y10	28	4300	0.616	75		
09	Y10	28	1850	0.616	32		
					Total	1324	



PLAN-REINFORCEMENTS DETAILS



Section B-B, rc details

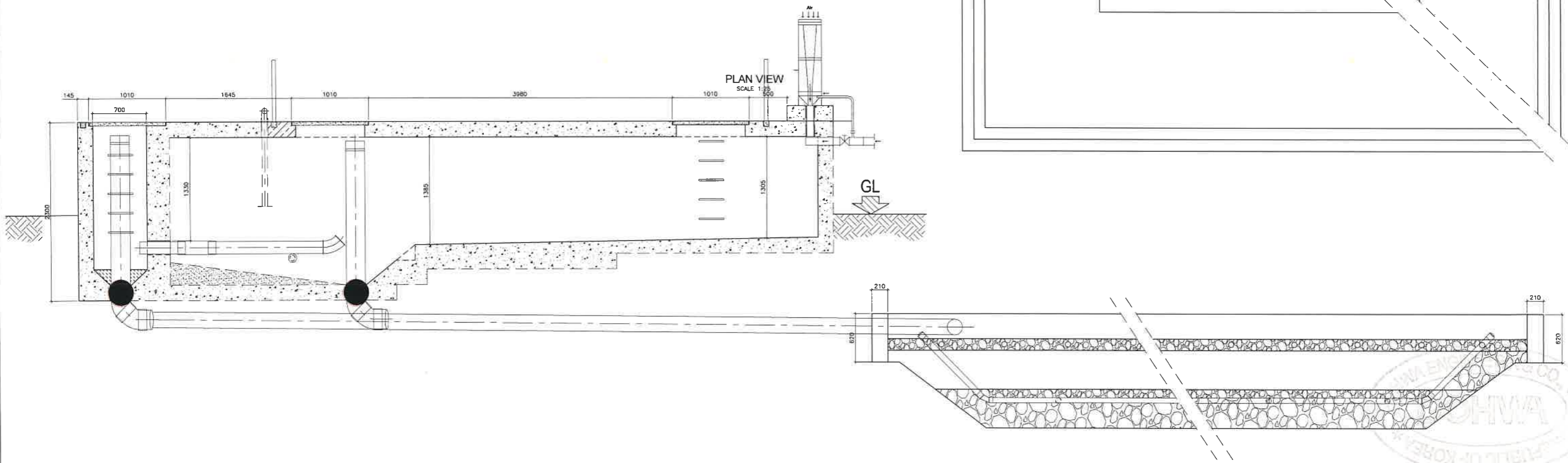
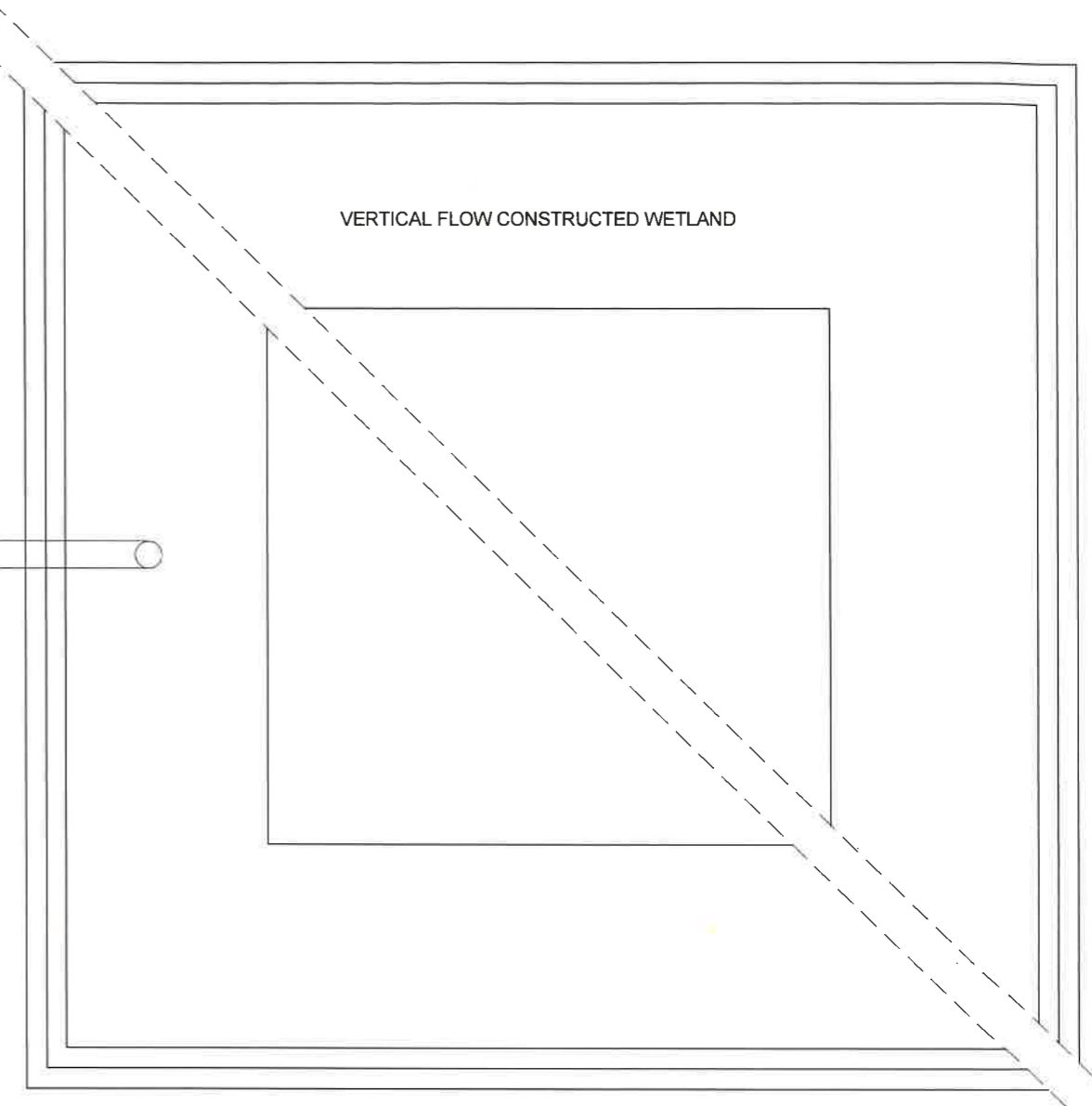
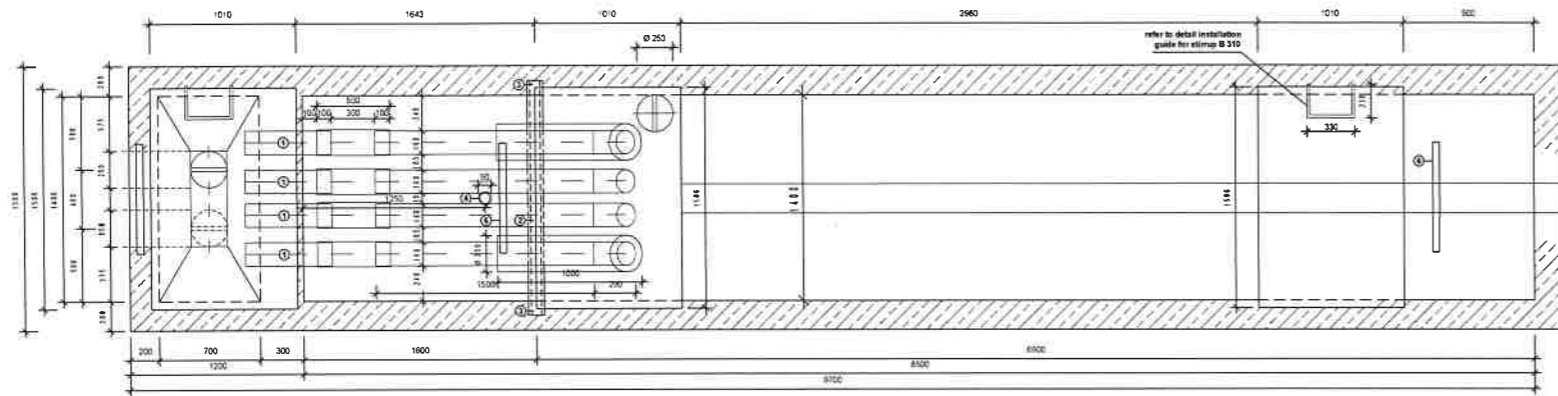
NOTES:

- ALL DIMENSIONS ARE IN MILLIMETERS UNLESS OTHERWISE SHOWN
- DO NOT SCALE FROM THIS DRAWING
- THE SCALES GIVEN ON THIS DRAWING REFER TO THE A1 SIZE ORIGINAL DRAWING
- THE SUBGRADE SHALL BE COMPACTED TO 99% MAXIMUM DRY DENSITY BEFORE THE PLACEMENT OF HARDCORE
- CONCRETE SHALL BE CLASS C30/37 FOR STRUCTURAL MEMBERS AND CLASS C8/10 FOR BLINDING
- THE MAXIMUM SIZE OF AGGREGATE SHALL BE 20mm UNLESS OTHERWISE SHOWN
- REINFORCEMENT SHALL BE HIGH TENSILE DEFORMED TYPE WITH A CHARACTERISTIC YIELD STRESS OF AT LEAST 429N/mm²
- COVER TO REINFORCEMENT SHALL BE:
 - FOUNDATIONS 50mm
 - SLABS 25mm
 - WALLS AND BEAMS 30mm
- LAPS TO ALL REINFORCEMENT SHALL BE 50 * BAR DIAMETER UNLESS OTHERWISE SHOWN

DESIGN BY		SCALE	AS SHOWN	PROJECT	CONSTRUCTION OF FAECAL SLUDGE TREATMENT PLANTS (FSTP) WORKS IN DAR ES SALAAM	REVISION		CLIENT	DAR ES SALAAM WATER SUPPLY & SANITATION AUTHORITY (DAWASA)
DRAWN BY				TITLE	FECAL SLUDGE TREATMENT PLANT - MEDIUM SIZE (120m ³) GEZAULOLE FSTP - PUMP STATION - STRUCTURAL DRAWINGS - REINFORCEMENTS DETAILS & BAR BENDING SCHEDULE	DATE		CONSULTANT	DOHWA Engineering CO., LTD IN ASSOCIATION WITH LUPTAN CONSULTS LTD AND WWS
CHECKED BY						NATURE OF REV.			
APPROVED BY		DATE	JANUARY-2022			CHECKED BY			
SHEET NO:		DRAWING NO.	FSTP-103-06-2			APPROVED BY			

NOTES:

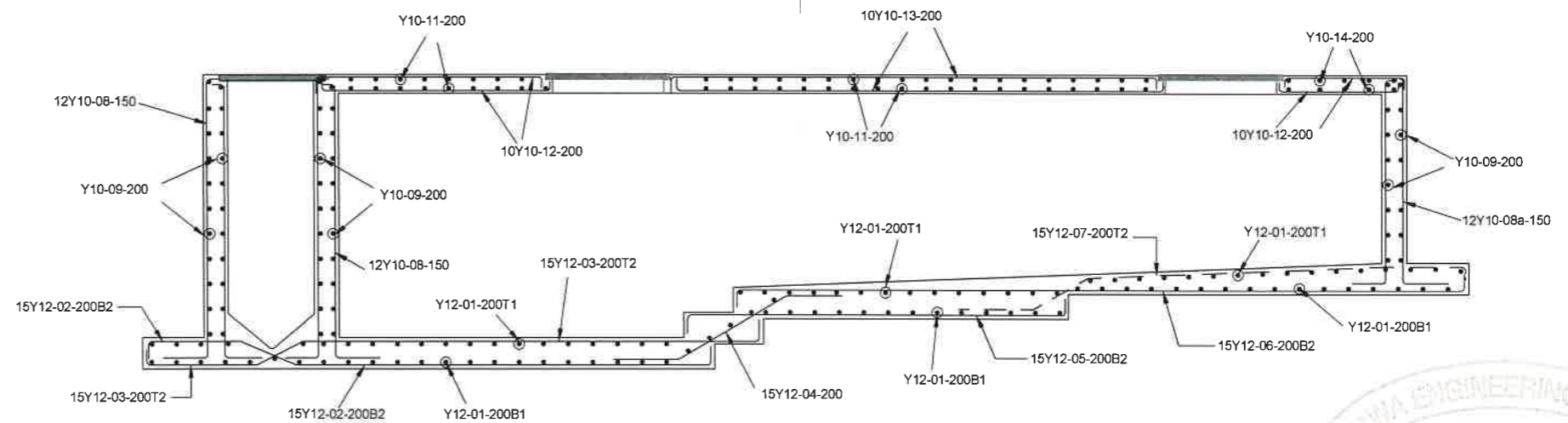
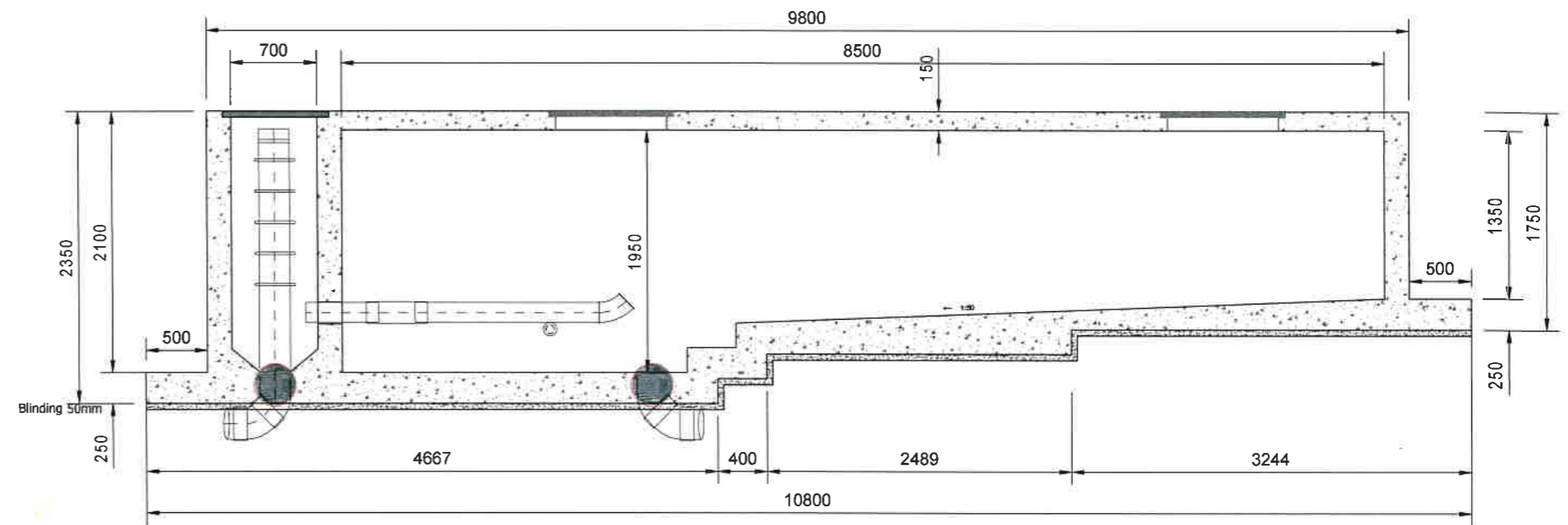
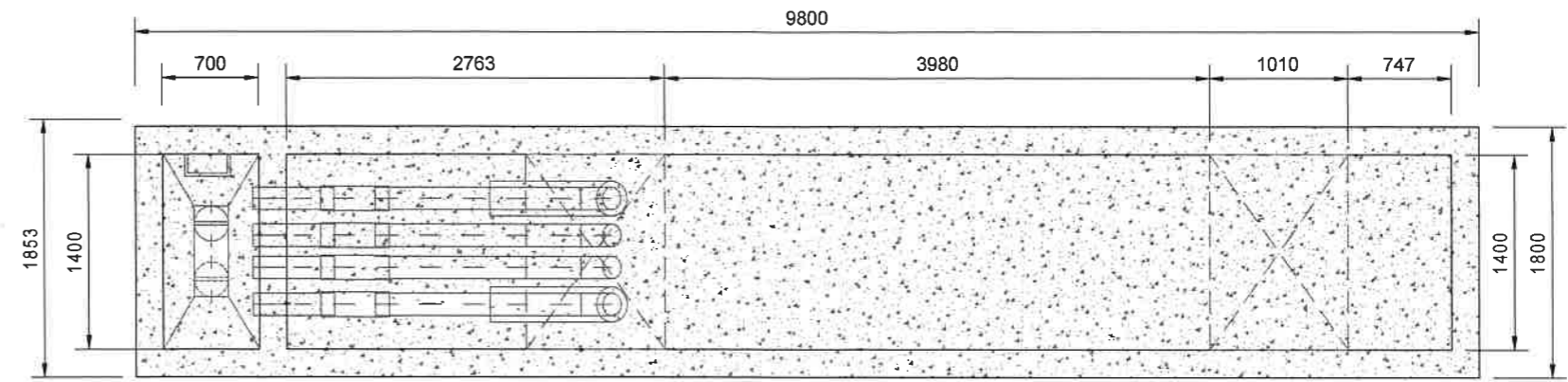
1. ALL DIMENSIONS ARE IN MILLIMETERS UNLESS OTHERWISE SHOWN
2. DO NOT SCALE FROM THIS DRAWING
3. THE SCALES GIVEN ON THIS DRAWING REFER TO THE A1 SIZE ORIGINAL DRAWING
4. THE SUBGRADE SHALL BE COMPACTED TO 99% MAXIMUM DRY DENSITY BEFORE THE PLACEMENT OF HARDCORE
5. CONCRETE SHALL BE CLASS C30/37 FOR STRUCTURAL MEMBERS AND CLASS C8/10 FOR BLINDING
6. THE MAXIMUM SIZE OF AGGREGATE SHALL BE 20mm UNLESS OTHERWISE SHOWN
7. REINFORCEMENT SHALL BE HIGH TENSILE DEFORMED TYPE WITH A CHARACTERISTIC YIELD STRESS OF AT LEAST 429N/mm²
8. COVER TO REINFORCEMENT SHALL BE:
 - FOUNDATIONS 50mm
 - SLABS 25mm
 - WALLS AND BEAMS 30mm
9. LAPS TO ALL REINFORCEMENT SHALL BE 50 * BAR DIAMETER UNLESS OTHERWISE SHOWN



DESIGN BY		SCALE	AS SHOWN	PROJECT	CONSTRUCTION OF FAECAL SLUDGE TREATMENT PLANTS (FSTP) WORKS IN DAR ES SALAAM	REVISION		CLIENT	DAR ES SALAAM WATER SUPPLY & SANITATION AUTHORITY (DAWASA)
DRAWN BY				TITLE	FECAL SLUDGE TREATMENT PLANT - MEDIUM SIZE (120m ³) GEZAULOLE FSTP - HYDRO-MECHANICAL SIPHON - PLAN & SECTION GENERAL ARRANGEMENT DETAILS	DATE		CONSULTANT	DOHWA Engineering CO., LTD IN ASSOCIATION WITH LUPTAN CONSULTS LTD AND WWS
CHECKED BY						NATURE OF REV.			
APPROVED BY		DATE	JANUARY-2022			CHECKED BY			
SHEET NO:		DRAWING NO.	FSTP-103-07			APPROVED BY			

NOTES:

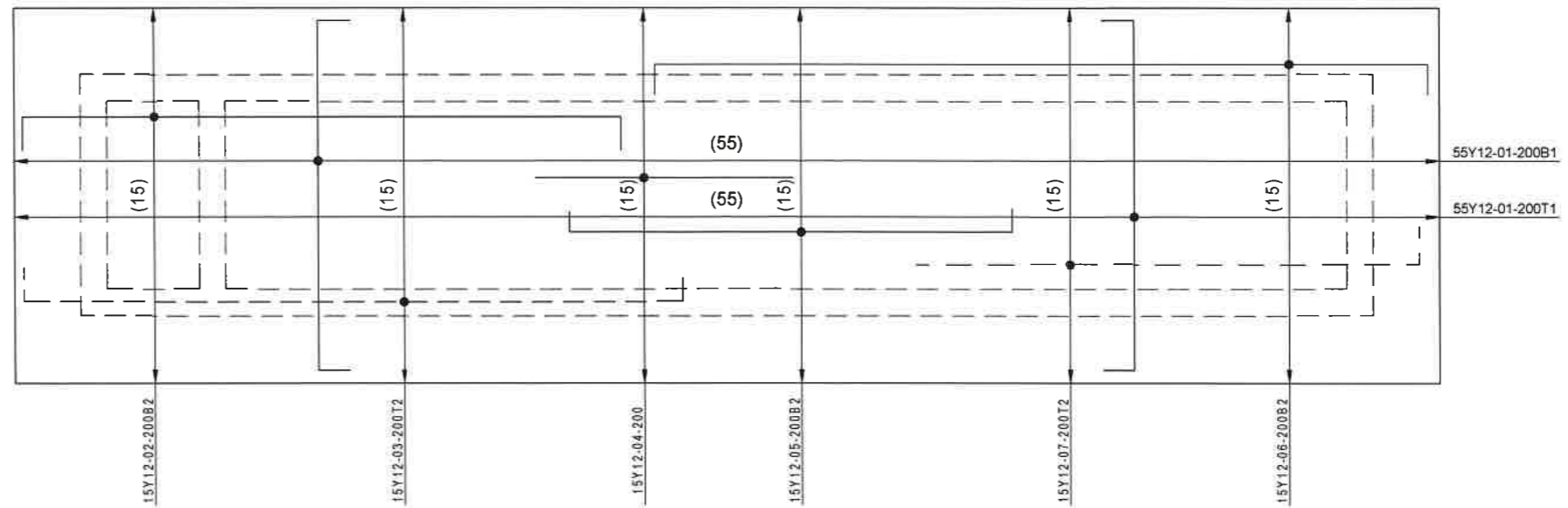
1. ALL DIMENSIONS ARE IN MILLIMETERS UNLESS OTHERWISE SHOWN
2. DO NOT SCALE FROM THIS DRAWING
3. THE SCALES GIVEN ON THIS DRAWING REFER TO THE A1 SIZE ORIGINAL DRAWING
4. THE SUBGRADE SHALL BE COMPACTED TO 99% MAXIMUM DRY DENSITY BEFORE THE PLACEMENT OF HARDCORE
5. CONCRETE SHALL BE CLASS C30/37 FOR STRUCTURAL MEMBERS AND CLASS C8/10 FOR BLINDING
6. THE MAXIMUM SIZE OF AGGREGATE SHALL BE 20mm UNLESS OTHERWISE SHOWN
7. REINFORCEMENT SHALL BE HIGH TENSILE DEFORMED TYPE WITH A CHARACTERISTIC YIELD STRESS OF AT LEAST 429N/mm²
8. COVER TO REINFORCEMENT SHALL BE:
 - FOUNDATIONS 50mm
 - SLABS 25mm
 - WALLS AND BEAMS 30mm
9. LAPS TO ALL REINFORCEMENT SHALL BE 50 * BAR DIAMETER UNLESS OTHERWISE SHOWN



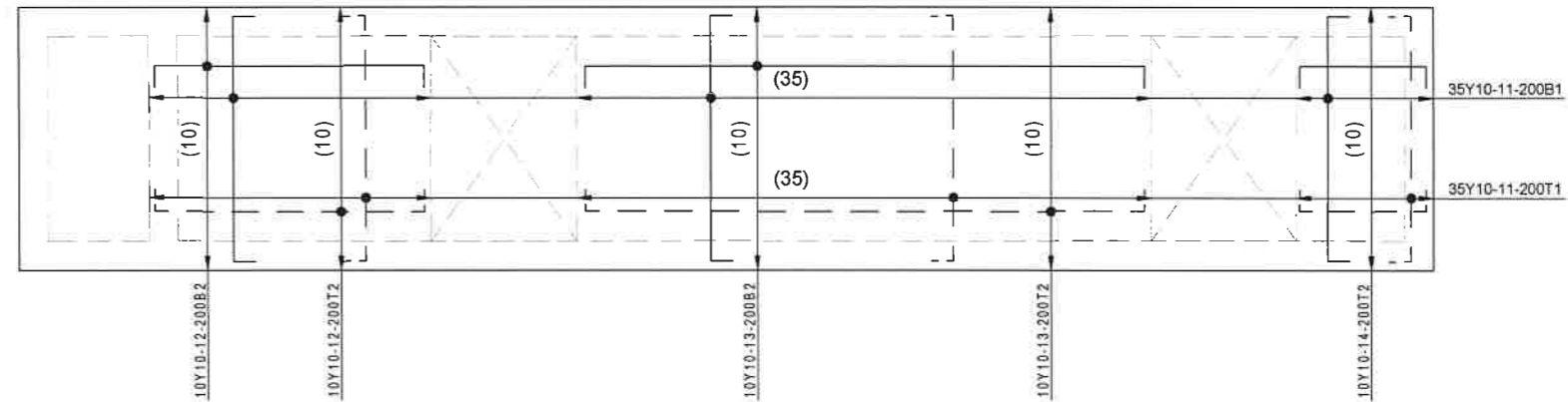
DESIGN BY		SCALE	AS SHOWN	PROJECT	CONSTRUCTION OF FAECAL SLUDGE TREATMENT PLANTS (FSTP) WORKS IN DAR ES SALAAM	REVISION		CLIENT	DAR ES SALAAM WATER SUPPLY & SANITATION AUTHORITY (DAWASA)
DRAWN BY		DATE	JANUARY-2022	TITLE	FECAL SLUDGE TREATMENT PLANT - MEDIUM SIZE (120m ³) GEZAULOLE FSTP - HYDRO-MECHANICAL SIPHON - STRUCTURAL PLAN, SECTIONS GENERAL ARRANGEMENT AND REINFORCEMENTS DETAILS	DATE		CONSULTANT	DOHWA Engineering CO., LTD IN ASSOCIATION WITH LUPTAN CONSULTS LTD AND WWS
CHECKED BY		DRAWING NO.	FSTP-103-07-1			NATURE OF REV.			
APPROVED BY						CHECKED BY			
SHEET NO:						APPROVED BY			

NOTES:

1. ALL DIMENSIONS ARE IN MILLIMETERS UNLESS OTHERWISE SHOWN
2. DO NOT SCALE FROM THIS DRAWING
3. THE SCALES GIVEN ON THIS DRAWING REFER TO THE A1 SIZE ORIGINAL DRAWING
4. THE SUBGRADE SHALL BE COMPACTED TO 99% MAXIMUM DRY DENSITY BEFORE THE PLACEMENT OF HARDCORE
5. CONCRETE SHALL BE CLASS C30/37 FOR STRUCTURAL MEMBERS AND CLASS C8/10 FOR BLINDING
6. THE MAXIMUM SIZE OF AGGREGATE SHALL BE 20mm UNLESS OTHERWISE SHOWN
7. REINFORCEMENT SHALL BE HIGH TENSILE DEFORMED TYPE WITH A CHARACTERISTIC YIELD STRESS OF AT LEAST 429N/mm²
8. COVER TO REINFORCEMENT SHALL BE:
 - FOUNDATIONS 50mm
 - SLABS 25mm
 - WALLS AND BEAMS 30mm
9. LAPS TO ALL REINFORCEMENT SHALL BE 50 * BAR DIAMETER UNLESS OTHERWISE SHOWN



FOUNDATION BASE RC DETAILS



TOP SLAB RC DETAILS



DESIGN BY		SCALE	AS SHOWN	PROJECT	CONSTRUCTION OF FAECAL SLUDGE TREATMENT PLANTS (FSTP) WORKS IN DAR ES SALAAM	REVISION		CLIENT	DAR ES SALAAM WATER SUPPLY & SANITATION AUTHORITY (DAWASA)
DRAWN BY				TITLE	FECAL SLUDGE TREATMENT PLANT - MEDIUM SIZE (120m ³) GEZAULOLE FSTP - HYDRO-MECHANICAL SIPHON - FOUNDATION BASE & TOP SLAB REINFORCEMENTS DETAILS	DATE		CONSULTANT	DOHWA Engineering CO., LTD IN ASSOCIATION WITH LUPTAN CONSULTS LTD AND WWS
CHECKED BY						NATURE OF REV.			
APPROVED BY		DATE	JANUARY-2022			CHECKED BY			
SHEET NO:		DRAWING NO.	FSTP-103-07-2			APPROVED BY			

NOTES:

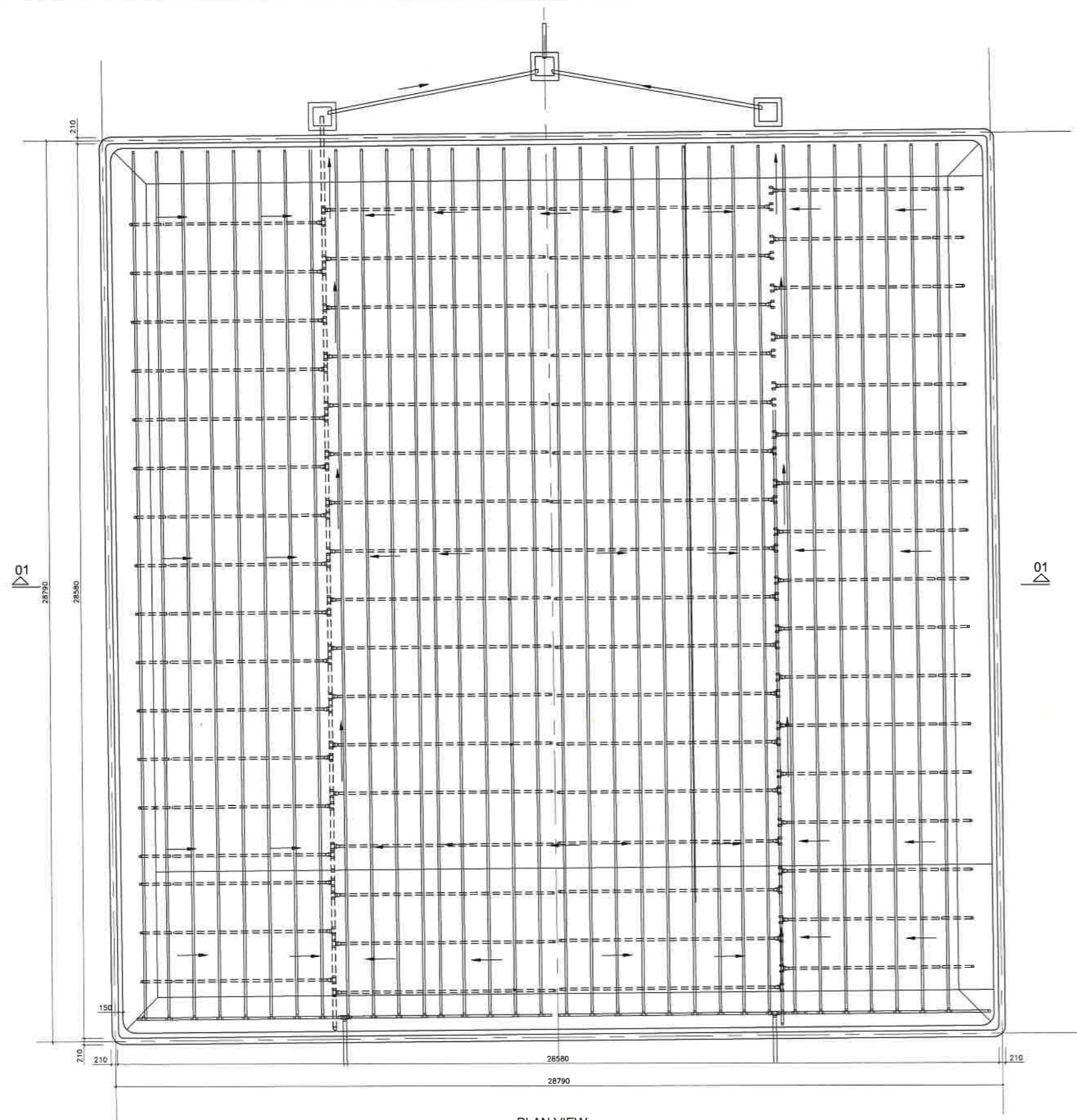
1. ALL DIMENSIONS ARE IN MILLIMETERS UNLESS OTHERWISE SHOWN
2. DO NOT SCALE FROM THIS DRAWING
3. THE SCALES GIVEN ON THIS DRAWING REFER TO THE A1 SIZE ORIGINAL DRAWING
4. THE SUBGRADE SHALL BE COMPACTED TO 99% MAXIMUM DRY DENSITY BEFORE THE PLACEMENT OF HARDCORE
5. CONCRETE SHALL BE CLASS C30/37 FOR STRUCTURAL MEMBERS AND CLASS C8/10 FOR BLINDING
6. THE MAXIMUM SIZE OF AGGREGATE SHALL BE 20mm UNLESS OTHERWISE SHOWN
7. REINFORCEMENT SHALL BE HIGH TENSILE DEFORMED TYPE WITH A CHARACTERISTIC YIELD STRESS OF AT LEAST 429N/mm²
8. COVER TO REINFORCEMENT SHALL BE:
 - FOUNDATIONS 50mm
 - SLABS 25mm
 - WALLS AND BEAMS 30mm
9. LAPS TO ALL REINFORCEMENT SHALL BE 50 * BAR DIAMETER UNLESS OTHERWISE SHOWN

BAR BENDING SCHEDULE

member	Mark	Diameter	Total Numbers/Area	Length (mm)	Unit weight (kg/m)	Total weight (kg)	Bar bending shape
Base	01	Y12	110	3100	0.888	303	
	02	Y12	15	4900	0.888	63	
	03	Y12	15	5300	0.888	71	
	04	Y12	15	2000	0.888	27	
	05	Y12	15	3350	0.888	45	
	06	Y12	15	6160	0.888	82	
	07	Y12	15	4280	0.888	57	
Walls	08	Y10	336	2700	0.616	560	
	09	Y10	54	2000	0.616	67	
	10	Y10	40	10000	0.616	247	
Top Slab	11	Y10	70	2000	0.616	87	
	12	Y10	20	2160	0.616	28	
	13	Y10	20	4200	0.616	52	
	14	Y10	20	1200	0.616	16	
Total						1,705	



DESIGN BY		SCALE	AS SHOWN	PROJECT	CONSTRUCTION OF FAECAL SLUDGE TREATMENT PLANTS (FSTP) WORKS IN DAR ES SALAAM	REVISION		CLIENT	DAR ES SALAAM WATER SUPPLY & SANITATION AUTHORITY (DAWASA)
DRAWN BY				TITLE	FECAL SLUDGE TREATMENT PLANT - MEDIUM SIZE (120m ³) GEZAULOLE FSTP - HYDRO-MECHANICAL SIPHON - BAR BENDING SCHEDULE	DATE		CONSULTANT	DOHWA Engineering CO., LTD IN ASSOCIATION WITH LUPTAN CONSULTS LTD AND WWS
CHECKED BY						NATURE OF REV.			
APPROVED BY		DATE	JANUARY-2022			CHECKED BY			
SHEET NO:		DRAWING NO.	FSTP-103-07-3			APPROVED BY			



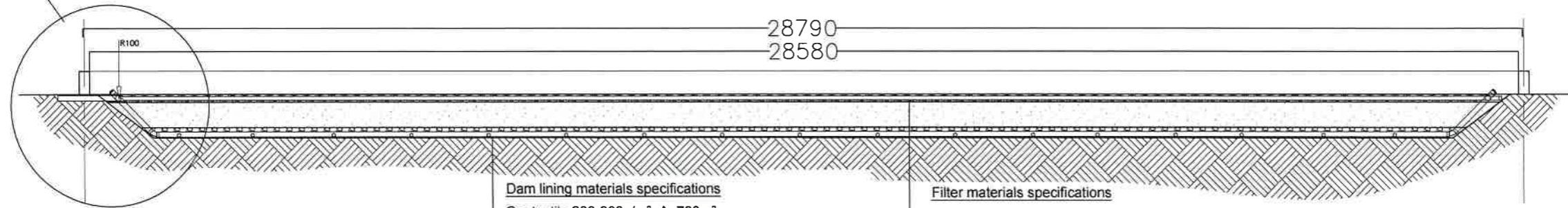
PLAN VIEW
SCALE 1:75

- NOTES:**
1. ALL DIMENSIONS ARE IN MILLIMETERS UNLESS OTHERWISE SHOWN
 2. DO NOT SCALE FROM THIS DRAWING
 3. THE SCALES GIVEN ON THIS DRAWING REFER TO THE A1 SIZE ORIGINAL DRAWING
 4. THE SUBGRADE SHALL BE COMPACTED TO 99% MAXIMUM DRY DENSITY BEFORE THE PLACEMENT OF HARDCORE
 5. CONCRETE SHALL BE CLASS C30/37 FOR STRUCTURAL MEMBERS AND CLASS C8/10 FOR BLINDING
 6. THE MAXIMUM SIZE OF AGGREGATE SHALL BE 20mm UNLESS OTHERWISE SHOWN
 7. REINFORCEMENT SHALL BE HIGH TENSILE DEFORMED TYPE WITH A CHARACTERISTIC YIELD STRESS OF AT LEAST 429N/mm²
 8. COVER TO REINFORCEMENT SHALL BE:
 - FOUNDATIONS 50mm
 - SLABS 25mm
 - WALLS AND BEAMS 30mm
 9. LAPS TO ALL REINFORCEMENT SHALL BE 50 * BAR DIAMETER UNLESS OTHERWISE SHOWN



DESIGN BY		SCALE	AS SHOWN	PROJECT	CONSTRUCTION OF FAECAL SLUDGE TREATMENT PLANTS (FSTP) WORKS IN DAR ES SALAAM	REVISION		CLIENT	DAR ES SALAAM WATER SUPPLY & SANITATION AUTHORITY (DAWASA)
DRAWN BY				TITLE	FECAL SLUDGE TREATMENT PLANT - MEDIUM SIZE (120m ³) GEZAULOLE FSTP - VERTICAL FLOW CONSTRUCTED WETLAND - PLAN GENERAL ARRANGEMENTS DETAILS	DATE		CONSULTANT	DOHWA Engineering CO., LTD IN ASSOCIATION WITH LUPTAN CONSULTS LTD AND WWS
CHECKED BY						NATURE OF REV.			
APPROVED BY		DATE	JANUARY-2022			CHECKED BY			
SHEET NO:		DRAWING NO.	FSTP-103-08-1			APPROVED BY			

DETAIL 1



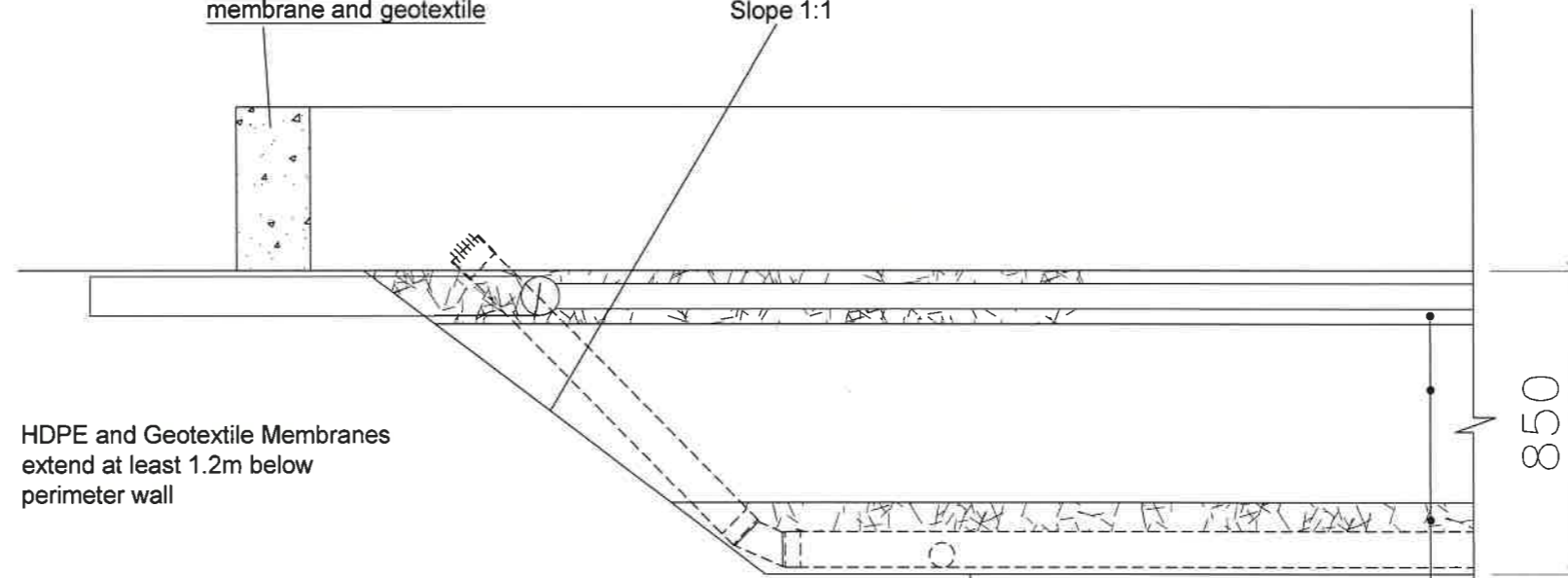
Dam lining materials specifications
 - Geotextile 200-300g/m², A=700m²
 - HDPE-Membrane s=1.0-1.5mm
 - Geotextile 200-300g/m², A=700m²
 - Well compacted earth

Filter materials specifications
 - 150mm thick, 5-10mm washed granite material
 - 500mm thick, 1-4mm sieved river sand material
 - 200mm thick, 19-25mm washed granite material

SECTION 01 - 01
 SCALE 1:50

450mm Height x 200mm thick wall to hold membrane and geotextile

Slope 1:1



HDPE and Geotextile Membranes extend at least 1.2m below perimeter wall

Dam lining materials specifications
 - Geotextile 200-300g/m², A=700m²
 - HDPE-Membrane s=1.0-1.5mm
 - Geotextile 200-300g/m², A=700m²
 - Well compacted earth


Filter materials specifications
 - 150mm thick, 5-10mm washed granite material
 - 500mm thick, 1-4mm sieved river sand material
 - 200mm thick, 19-25mm washed granite material

DETAIL 1 - Scale 1:25

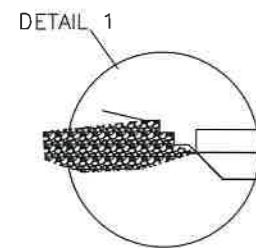
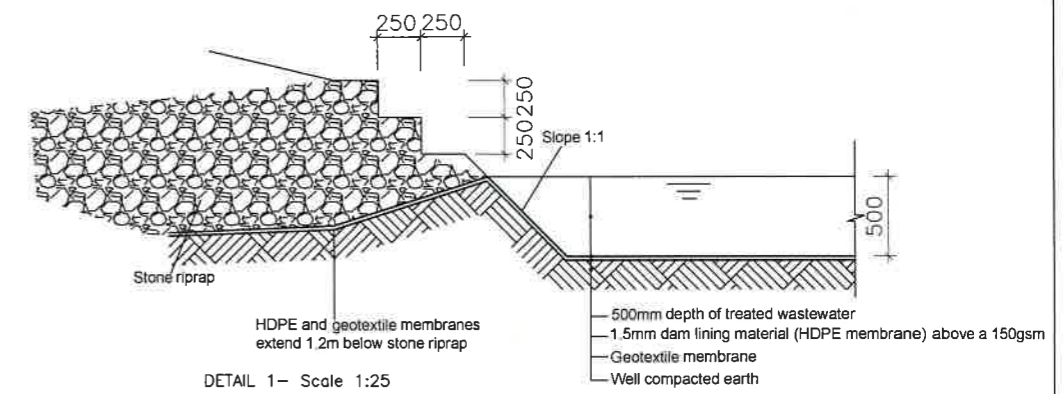
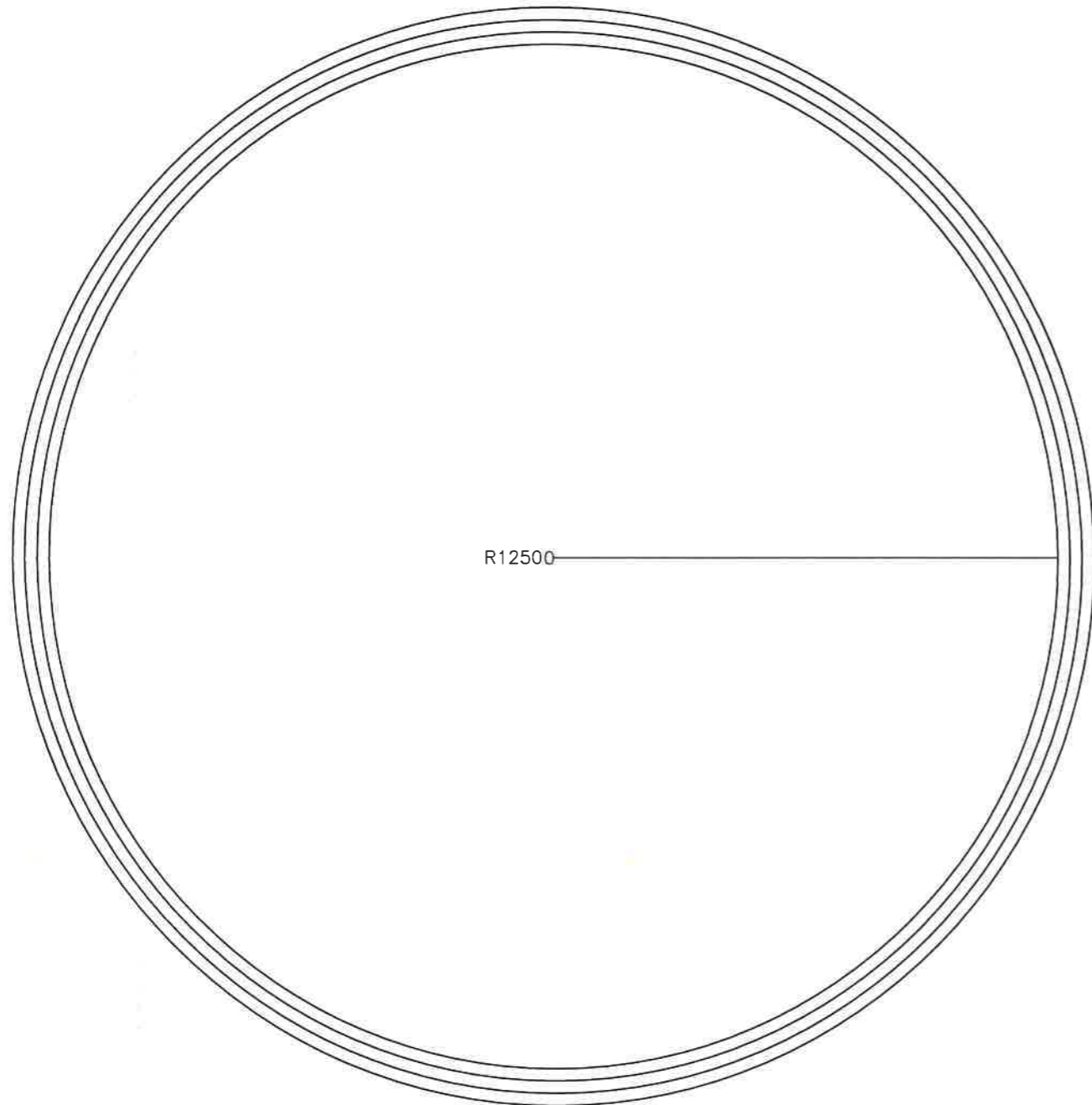
NOTES:

1. ALL DIMENSIONS ARE IN MILLIMETERS UNLESS OTHERWISE SHOWN
2. DO NOT SCALE FROM THIS DRAWING
3. THE SCALES GIVEN ON THIS DRAWING REFER TO THE A1 SIZE ORIGINAL DRAWING
4. THE SUBGRADE SHALL BE COMPACTED TO 99% MAXIMUM DRY DENSITY BEFORE THE PLACEMENT OF HARDCORE
5. CONCRETE SHALL BE CLASS C30/37 FOR STRUCTURAL MEMBERS AND CLASS C8/10 FOR BLINDING
6. THE MAXIMUM SIZE OF AGGREGATE SHALL BE 20mm UNLESS OTHERWISE SHOWN
7. REINFORCEMENT SHALL BE HIGH TENSILE DEFORMED TYPE WITH A CHARACTERISTIC YIELD STRESS OF AT LEAST 429N/mm²
8. COVER TO REINFORCEMENT SHALL BE:
 - FOUNDATIONS 50mm
 - SLABS 25mm
 - WALLS AND BEAMS 30mm
9. LAPS TO ALL REINFORCEMENT SHALL BE 50 * BAR DIAMETER UNLESS OTHERWISE SHOWN

DESIGN BY		SCALE	AS SHOWN	PROJECT	CONSTRUCTION OF FAECAL SLUDGE TREATMENT PLANTS (FSTP) WORKS IN DAR ES SALAAM	REVISION		CLIENT	DAR ES SALAAM WATER SUPPLY & SANITATION AUTHORITY (DAWASA)
DRAWN BY				TITLE	FECAL SLUDGE TREATMENT PLANT - MEDIUM SIZE (120m ³) GEZAULOLE FSTP - VERTICAL FLOW CONSTRUCTED WETLAND - SECTION DETAILS	DATE		CONSULTANT	DOHWA Engineering CO., LTD IN ASSOCIATION WITH LUPTAN CONSULTS LTD AND WWS
CHECKED BY						NATURE OF REV.			
APPROVED BY		DATE	JANUARY-2022			CHECKED BY			
SHEET NO:		DRAWING NO.	FSTP-103-08-2			APPROVED BY			



- NOTES:**
1. ALL DIMENSIONS ARE IN MILLIMETERS UNLESS OTHERWISE SHOWN
 2. DO NOT SCALE FROM THIS DRAWING
 3. THE SCALES GIVEN ON THIS DRAWING REFER TO THE A1 SIZE ORIGINAL DRAWING
 4. THE SUBGRADE SHALL BE COMPACTED TO 99% MAXIMUM DRY DENSITY BEFORE THE PLACEMENT OF HARDCORE
 5. CONCRETE SHALL BE CLASS C30/37 FOR STRUCTURAL MEMBERS AND CLASS C8/10 FOR BLINDING
 6. THE MAXIMUM SIZE OF AGGREGATE SHALL BE 20mm UNLESS OTHERWISE SHOWN
 7. REINFORCEMENT SHALL BE HIGH TENSILE DEFORMED TYPE WITH A CHARACTERISTIC YIELD STRESS OF AT LEAST 429N/mm²
 8. COVER TO REINFORCEMENT SHALL BE:
 - FOUNDATIONS 50mm
 - SLABS 25mm
 - WALLS AND BEAMS 30mm
 9. LAPS TO ALL REINFORCEMENT SHALL BE 50 * BAR DIAMETER UNLESS OTHERWISE SHOWN



PLAN VIEW
SCALE 1:50

SECTION H-H
SCALE 1:50

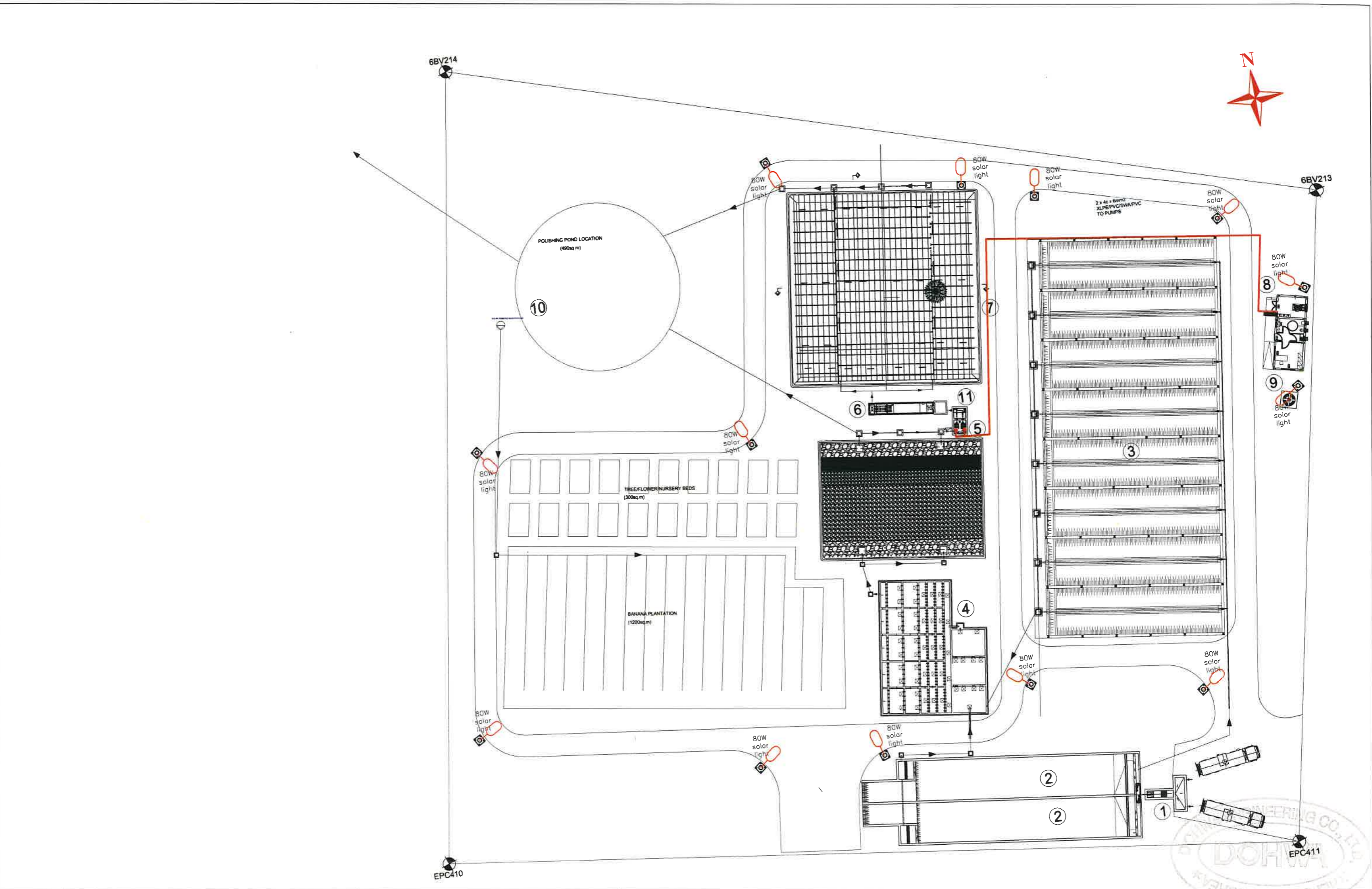
250x300mm steps depending on pond depth in relation to VF-constructed wetland outlet

Stone riprap for water seepage

1.5mm dam lining material(HDPE membrane) above a 150gsm geotextile membrane, above a well compacted earth

DESIGN BY		SCALE	AS SHOWN	PROJECT	CONSTRUCTION OF FAECAL SLUDGE TREATMENT PLANTS (FSTP) WORKS IN DAR ES SALAAM	REVISION		CLIENT	DAR ES SALAAM WATER SUPPLY & SANITATION AUTHORITY (DAWASA)
DRAWN BY				TITLE	FECAL SLUDGE TREATMENT PLANT - MEDIUM SIZE (120m ³) GEZAULOLE FSTP - VERTICAL FLOW CONSTRUCTED WETLAND - PLAN GENERAL ARRANGEMENTS DETAILS	DATE		CONSULTANT	DOHWA Engineering CO., LTD IN ASSOCIATION WITH LUPTAN CONSULTS LTD AND WWS
CHECKED BY						NATURE OF REV.			
APPROVED BY		DATE	JANUARY-2022			CHECKED BY			
SHEET NO:		DRAWING NO.	FSTP-103-09			APPROVED BY			





DESIGN BY		SCALE	1:250
DRAWN BY		DATE	FEBRUARY-2022
CHECKED BY		DRAWING NO.	FSTP-103 - 10
APPROVED BY			
SHEET NO:			

PROJECT	CONSTRUCTION OF FAECAL SLUDGE TREATMENT PLANTS (FSTP) WORKS IN DAR ES SALAAM
TITLE	FECAL SLUDGE TREATMENT PLANT - MEDIUM SIZE (1 20M ³) SITE PLAN FOR SUMANGILA-KIZANI - LIGHTING AND POWER LAYOUT

REVISION	
DATE	
NATURE OF REV.	
CHECKED BY	
APPROVED BY	

CLIENT	DAR ES SALAAM WATER SUPPLY & SANITATION AUTHORITY (DAWASA)
CONSULTANT	DOHWA Engineering CO., LTD IN ASSOCIATION WITH LUPTAN CONSULTS LTD AND WWS





COARSE AGGREGATE:

Project Specification: -

Coarse aggregate shall be clean, well-graded crushed granite stone or other equal and approved stone **from Msolwa or Lugoba quarry** and washed if required by the Structural Engineer. The pieces shall be angular or rounded in shape and shall have granular or crystalline or smooth (but not glassy) non-powdery surface. Flakey and laminated pieces, mica and shale shall only be present in such quantities as not to affect adversely the strength and durability of the concrete.

The four nominal aggregate sizes shall be 40mm (1½"); 20mm (¾"); 10mm (3/8"); 6mm (¼"); and the grading when analysed as described in BS. 812 shall be within the limits given in BS. 882. Structural Engineer will specify sizes of aggregates to be used in specific areas. For most work 20 mm maximum size aggregates will be used. The nominal maximum size of coarse aggregates should be not greater than ¼ of the minimum thickness of concrete section or element.

Results:

1. Relative and water absorption for aggregates

- a. Relative density on an oven dry basis – 2.95
- b. Relative density on saturated surface dry basis – 2.97
- c. Apparent relative density – 2.99
- d. Water absorption – 0.4

(As per CML TEST 2.2, Ref BS 812: Part 2: 1975 which is in the specified limit)

2. Aggregate Impact Value (AIV)

- a. AIV (mean value) - 14

(As per CML TEST 2.8, ref BS 812: Part 112:1990 which is in the specified limit)

3. Aggregate Crushing Value (ACV)

- a. ACV (Mean value) - 23

(As per CML TEST 2.8, ref BS 812: Part 112:1990 which is in the specified limit)



DAR ES SALAAM INSTITUTE OF TECHNOLOGY
DEPARTMENT OF CIVIL ENGINEERING
GEOTECHNICAL & HIGHWAY MATERIALS TESTING LABORATORY
WORKING SHEET

RELATIVE DENSITY AND WATER ABSORPTION FOR AGGREGATES

CONTRACTOR:	HELPDESK ENGINEERING CO.LTD			Date:	18.05.2022
PROJECT:	SECOND WATER SECTOR SUPPORT PROJECT CONSTRUCTION OF PUBLIC TOILET IN DAR ES SALAAM				
SOURCE OF MATERIAL:LUGOBA					
TEST METHOD	CML TEST 2.2, ref. BS 812: Part 2: 1975				
Specimen reference			A	B	Mean
Mass of saturated surface-dry aggregate in air	A	g	382.60	446.90	
Mass of vessel + sample filled with water	B	g	938.50	981.40	
Mass of vessel filled with water only	C	g	703.70	668.20	
Mass of oven-dry aggregate in air	D	g	381.30	444.70	
Relative density on an oven-dry basis	$\rho_d = \frac{D}{A - (B - C)}$	t/m ³	2.58	3.33	2.95
Relative density on saturated surface-dry basis	$\rho_{ss} = \frac{A}{A - (B - C)}$	t/m ³	2.59	3.34	2.97
Apparent relative density	$\rho_a = \frac{D}{D - (B - C)}$	t/m ³	2.60	3.38	2.99
Water absorption	$W_{abs} = \left(\frac{A - D}{D} \right) 100$	%	0.34	0.49	0.4

Sample Brought By:

CONTRACTOR:


Tested by:

CHARLES JAMES

Certified by:

C.Eng.JULIUS Z.CHACHA

Head of Geotechnics and Transportation Engineering.



SIGN

DATE

20/05/2022



DAR ES SALAAM INSTITUTE OF TECHNOLOGY
DEPARTMENT OF CIVIL ENGINEERING
GEOTECHNICAL & HIGHWAY MATERIALS TESTING LABORATORY
WORKING SHEET -HARD CORE
AGGREGATE IMPACT VALUE (AIV)

CONTRACTOR:	HELPDESK ENGINEERING CO.LTD			Date:	18.05.2022
PROJECT:	SECOND WATER SECTOR SUPPORT PROJECT CONSTRUCTION OF PUBLIC TOILET IN DAR ES SALAAM				
TEST METHOD	CML TEST 2.8, ref. BS 812: Part 112: 1990				
TEST CONDITION	DRY		WET		
14 - 10 mm	2.36 mm	STANDARD	SOURCE OF MATERIAL:LUGOBA		
TEST METHOD	CML TEST 2.2, ref. BS 812: Part 2: 1975				
Specimen reference			1	2	
Number of blows (normally 15 blows)	n		15	15	
Mass of tray + specimen (g)			581.8	526.7	
Mass of tray alone (g)			0	0	
Mass of original test specimen (g)	M ₁		581.8	526.7	
Mass of tray + material passing separating sieve (g)			78.2	78.5	
Mass of tray alone (g)			0	0	
Mass of material passing separating sieve (g)	M ₂		78.2	78.5	
Mass of tray + material retained on separating sieve(g)			502.4	447.6	
Mass of tray alone (g)			0	0	
Mass of material retained on separating sieve (g)	M ₃		502.4	447.6	
Mass of passing and retained on separating sieve - Check versus M₁	M ₂ + M ₃		580.6	526.1	
Aggregate Impact Value (in %) - DRY	(M ₂ /M ₁)*100		13.4	14.9	
Aggregate Impact Value (in %) - SOAKED	(M ₂ /M ₁)*(15/n)*100				
AIV = Mean value				14	
AIV = Median value				14	

Sample Brought By **CONTRACTOR:**

Tested by:
CHARLES JAMES

Certified by:
C.Eng. JULIUS Z. CHACHA
Head of Geotechnics and Transportation Engineering.





DAR ES SALAAM INSTITUTE OF TECHNOLOGY
DEPARTMENT OF CIVIL ENGINEERING
GEOTECHNICAL & HIGHWAY MATERIALS TESTING LABORATORY
WORKING SHEET -HARD CORE
AGGREGATE CRUSHING VALUE (ACV)

CONTRACTOR:	HELPDESK ENGINEERING CO.LTD		Date:	18.05.2022
PROJECT:	SECOND WATER SECTOR SUPPORT PROJECT CONSTRUCTION OF PUBLIC TOILET IN DAR ES SALAAM			
TEST METHOD	CML TEST 2.8, ref. BS 812: Part 112: 1990			
TEST CONDITION	DRY		WET	
Fraction tested	Separating sieve	SOURCE OF MATERIAL: LUGOBA		
14 - 10 mm	2.36 mm	STANDARD		
TEST METHOD	CML TEST 2.2, ref. BS 812: Part 2: 1975			
Specimen reference		1	2	
LOADING LIMITS (400KN)	ACV			
Mass of tray + specimen (g)		2574.5	2575.1	
Mass of tray alone (g)		0	0	
Mass of original test specimen (g)	M₁	2574.5	2575.1	
Mass of tray + material passing separating sieve (g)		584.9	585.1	
Mass of tray alone (g)		0	0	
Mass of material passing separating sieve (g)	M₂	584.9	585.1	
Mass of tray + material retained on separating sieve(g)		1988.3	1989.1	
Mass of tray alone (g)		0	0	
Mass of material retained on separating sieve (g)	M₃	1988.3	1989.1	
Mass of passing and retained on separating sieve - Check versus M ₁	M₂ + M₃	2573.2	2574.2	
Aggregate Crushing Value (in %) - DRY	(M₂/M₁)100	22.7	22.7	
Aggregate Crushing Value (in %) - SOAKED	(M₂/M₁)X(15/n)100			
ACV = Mean value			23	
ACV = Median value			23	

Sample Brought By **CONTRACTOR:**

.....
 Tested by: **CHARLES JAMES**

.....
 Certified by: **C.Eng.JULIUS Z.CHACHA**
Head of Geotechnics and Transportation Engineering.



FINE AGGREGATES: -

Project Specification: -

The Contractor shall ensure that the grading of fine aggregate shall be such that not more than 10% by weight shall exceed 5mm in size and not more than 10% by weight shall pass a sieve BS. No. 100. Between these limits the grading shall conform to the grading for either zone 1, 2 or 3 (BS.882).

Results:

1. Grading Fine aggregates:

a. Grading Limits - 2.3

(As per Specific Limit 2.0 – 3.5, Hence it is passed)



Dar es Salaam Institute of Technology.
Civil & Building Engineering
Department. Materials Testing Laboratory.

GRADING - FINE AGGREGATES

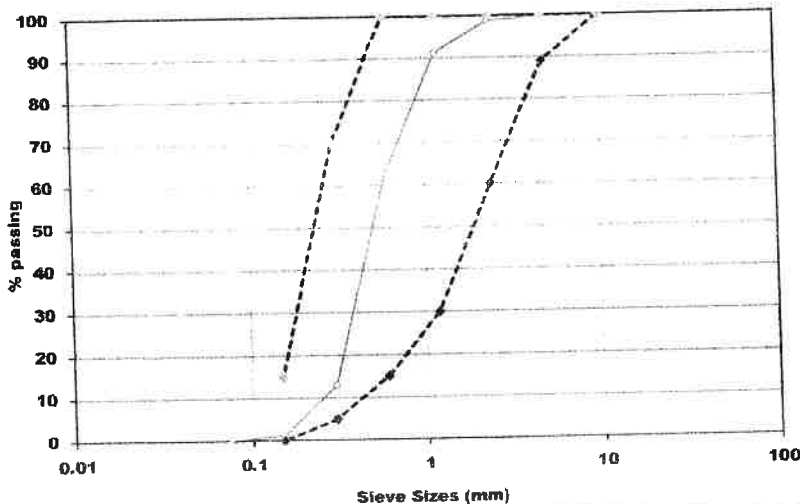
FORM NO. AGG-SAND-0001

CONTRACTOR: **HELPDESK ENGINEERING CO.LTD**
PROJECT: **SECOND WATER SECTOR SUPPORT PROJECT
CONSTRUCTION OF PUBLIC TOILET IN DAR ES SALAAM**
MATERIAL FOR: **SIZE : N/SAND**
TESTED BY: **YONAS MMUYA**
DATE OF SAMPLING: **10.05.2022** TESTING: **19.05.2022**
SOURCE: **KISARAWA**

Sample no.	1			2			Average Grading % Passing
	Wt. of Sample	320 g		Wt. Retained	320 g		
Sieve (mm)	Wt. Retained	% Retained	% Passing	Wt. Retained	% Retained	% Passing	
20.0							
14.0							
10.0	0	0.0	100.0	0.0	0.0	100.0	100
5	0	0.1	99.9	0.8	0.3	99.7	100
2.36	4	1.3	98.7	4.0	1.3	98.7	99
1.18	28	8.7	91.3	28.0	8.8	91.2	91
0.600	116	36.4	63.6	121.5	38.0	62.0	63
0.300	272	85.0	15.0	285.0	89.2	10.8	13
0.150	314	98.2	1.8	317.0	99.2	0.8	1
0.075	319	99.7	0.3	319.1	99.9	0.1	0
FINENESS MODULUS	2.3						

FLAKINESS INDEX			
Sieve sizes (mm)	Total wt (g)	Wt. Retain (g)	Wt. Pass (g)
A 28 - 20			
B 20 - 14			
C 14 - 10			
D 10 - 6.3			
FI = $\frac{Wt. pass (A+B+C+D)}{Total wt. (A+B+C+D)} \times 100$			
SPEC LIMIT:			

ELONGATION INDEX			
Sieve sizes (mm)	Total wt. (g)	Wt. Retain (g)	Wt. Pass (g)
B 20 - 14			
D 10 - 6.3			
EI = $\frac{Wt. Retain (A+B+C+D)}{Total wt. (A+B+C+D)} \times 100$			
SPEC. LIMIT:			



GRADING LIMITS	
Sieve sizes (mm)	% Passing
10.0	100
5.0	89
2.36	60
1.18	30
0.600	15
0.300	5
0.150	0
FM	
2.3	
SPEC LIMIT 2.0-3.5	

ENGINEERS REGISTRATION BOARD
TANZANIA
DAR ES SALAAM INSTITUTE OF TECHNOLOGY
Project: 2/63 - DAR ES SALAAM
Station: Test Laboratory No: 006-1
SIGN: DATE: 20/05/2022